

Executive Branch Personnel Public Financial Disclosure Report (OGE Form 278e)

Filer's Information

FAUCI, ANTHONY S

Date of Appointment: 02/01/1985

Other Federal Government Positions Held During the Preceding 12 Months:

Director, National Institute of Allergy and Infectious Diseases

Electronic Signature - I certify that the statements I have made in this form are true, complete and correct to the best of my knowledge.

FAUCI, ANTHONY S [electronically signed on 04/20/2021 by FAUCI, ANTHONY S in NEES]

Agency Ethics Official Opinion - On the basis of information contained in this report, I conclude that the filer is in compliance with applicable laws and regulations (subject to any comments below).

TABAK, LAWRENCE ALLAN [electronically signed on 05/24/2021 by TABAK, LAWRENCE ALLAN in NEES]

Other review conducted by

#	COMMENTS	EMPLOYEE	DATE
1	Reassigned 04/23/2021. IR complete with applicable rules.	04/26/2021. Compliant NEO Reviewer -	4/26/2021 at 11:33 AM

U.S office of Government Ethics Certification

1. Filer's Positions Held Outside United States Government

#	NAME	CITY, STATE	ORG TYPE	POSITION	FROM	TO
1	Doris Duke Charitable Foundation (DDCF)	NEW YORK, New York	Foundation	Member	10/01/1996	N/A
2	McGraw-Hill Publishing Company	Burr Ridge, Illinois	Publisher/Journal	Editor, Associate	11/01/1983	N/A

2. Filer's Employment Assets and Income

#	DESCRIPTION	EIF	VALUE	INCOME TYPE	INCOME AMOUNT
1	Jackson-Fillmore (Italian Restaurant)	N	\$1,001 to \$15,000		None (or less than \$201)
2	McGraw-Hill Publishers, Inc. - New York, New York	N	None (or less than \$1,001)	Rents and Royalties	\$100,001 to \$1,000,000

3. Filer's Employment Agreements and Arrangements

None

4. Filer's Sources of Compensation Exceeding \$5,000 in a year

None

5. Spouse's Employment Assets and Income

See Attachments D-E

6. Other Assets and Income

#	DESCRIPTION	EIF	VALUE	INCOME TYPE	INCOME AMOUNT
1	Dreyfus Liquid Assets Class I - Money Market	Y	\$250,001 to \$500,000	Dividends	\$2,501 to \$5,000
2	Learning Quest 529 Education Plan for Child #3: Moderate track, Short-term Portfolio.	Y	\$50,001 to \$100,000	Dividends	\$2,501 to \$5,000

See Attachments A-C

7. Transactions

See Attachments F-J

8. Liabilities

None

9. Gifts and Travel Reimbursements

#	BRIEF DESCRIPTION	SOURCE NAME	CITY, STATE	VALUE
1	Service to America Medal - Federal Employee of the Year	Partnership for Public Service	Washington, DC, District of Columbia	5198.00
2	"An Evening of Hope" gala attended virtually by my wife and I on April 25, 2020	The Children's Inn at NIH	BETHESDA, Maryland	1600.00
3	"Prepared for Life" Gala attended virtually by me on October 14, 2020	National Capital Area Council for Boy Scouts of America	WASHINGTON, District of Columbia	1500.00

4 "RFK Ripple of Hope" Gala attended virtually by my wife and I on
December 10, 2020

Robert F. Kennedy Human Rights
Foundation

WASHINGTON, District of
Columbia

5000.00

CERTIFIED



Attachment A: Fauci 2020 278e Report, Section 6

Contributory IRA of
ANTHONY S FAUCI
CHARLES SCHWAB & CO INC CUST
IRA CONTRIBUTORY

Account Number
December 1-31, 2020

Need help reading this statement?
Visit www.schwab.com/StatementUserGuide for more information.

Your Independent Investment Manager and/or Advisor

CIBC PRIVATE WEALTH ADVRS, INC
1201 F ST NW STE 900
WASHINGTON DC 20004-1223
1 (202) 783-4144

The custodian of your brokerage account is Charles Schwab & Co., Inc.
This report is provided by Schwab. Except as noted in the terms and conditions, your investment
Manager and/or Advisor is independently owned and operated and not an affiliate with Schwab. For
questions about this statement, or if there is a change in your financial situation, investment objectives,
or risk profile, please contact your Independent Investment Manager and/or Advisor.

Table of Contents	Page
Terms and Conditions.....	2
Change in Account Value.....	4
Asset Composition.....	4
Gain or (Loss) Summary.....	5
Income Summary.....	5
Cash Transactions Summary.....	5
Investment Detail.....	6
Transaction Detail.....	8
Bank Sweep Activity.....	10
Contribution Summary.....	11
Distribution Summary.....	11
Endnotes For Your Account.....	12

ANTHONY S FAUCI
CHARLES SCHWAB & CO INC CUST
IRA CONTRIBUTORY



PRIVATE WEALTH
MANAGEMENT

Terms and Conditions

This Account statement is furnished solely by Charles Schwab & Co., Inc. ("Schwab") for your Account at Schwab ("Account"). Schwab Institutional is a division of Charles Schwab & Co., Inc. and provides back office brokerage and related services to investment advisors and retirement plan providers. Unless otherwise defined herein, capitalized terms have the same meanings as in your Account Agreement. Schwab is a registered broker-dealer and is not affiliated with your investment Advisor whose name appears on this statement ("Advisor"). Except in the case of Charles Schwab Investment Advisory, Inc. ("CSIA"), Schwab Private Client Investment Advisory, Inc. ("SPCIA"), or an affiliated company that may act as the investment advisor on a fund, Advisors are independently owned and operated. Schwab neither endorses nor recommends any particular Advisor or its investment strategy and has no responsibility to monitor trading by any Advisor in your Account. Schwab has not verified any statement accompanying any Advisor's logo appearing on this statement. Advisors provide investment advisory services for your Account. Schwab provides brokerage and custody services for your Account. Schwab has agreements with Advisors under which Schwab provides Advisors with institutional trading, custody and related services, and products. Not all of these products and services may benefit your Account, and Schwab may provide them to Advisors on the Advisor's commitment to place a certain amount of its clients' assets in brokerage accounts at Schwab within a certain period of time. This commitment could influence an Advisor's recommendation or requirement that its clients establish brokerage accounts at Schwab.

GENERAL INFORMATION AND KEY TERMS:

If you receive any other communication from any source other than Schwab which purports to represent your holdings at Schwab (including balances held at a Depository Institution) you should verify its content with this statement.

AFP (Automatic Investment Plan) Customers: Schwab receives remuneration in connection with certain transactions effected through Schwab. If you participate in a systematic investment program through Schwab, the additional information normally debited on a trade confirmation will be provided upon request.

Average Daily Balance: Average daily composite of all cash balances that earn interest and all loans from Schwab that are charged interest.

Bank Sweep and Bank Sweep for Benefit Plans Features: Schwab acts as your agent and custodian in establishing and maintaining your Bank Sweep and Bank Sweep for Benefit Plans deposits as a Schwab Cash feature for your brokerage account. Deposit accounts constitute direct obligations of banks affiliated with Schwab and are not obligations of Schwab. Bank deposit accounts are insured by the FDIC within applicable limits. The balance in the bank returned to your securities account or remitted to you as provided in your Account Agreement. For information on FDIC insurance and its limits, as well as other important disclosures about the Bank Sweep and Bank Sweep for Benefit Plans features, please refer to the Cash Features Disclosure Statement available online or from a Schwab representative.

Cash: Any Free Credit Balance owed by us to you payable upon demand which, although accounted for on our books of record, is not

segregated and may be used in the conduct of this firm's business.

Current Yield: Annual dividend paid on an equity divided by the current market price.

Dividend Reinvestment Customers: Dividend reinvestment transactions were effected by Schwab acting as a principal for its own account, except for the reinvestment of Schwab dividends, for which an independent broker-dealer acted as the buying agent. Further information on these transactions will be furnished upon written request.

Estimated Annual Income: Estimated annual income is derived from information provided by outside parties. Schwab cannot guarantee the accuracy of such information. Since the interest and dividends are subject to change at any time, they should not be relied upon exclusively for making investment decisions.

Fees and Charges: For those fees described in the statement as "Fee to Advisor", as authorized by you, Schwab debited your Account to pay the fees as instructed by your Advisor. It is your responsibility, and not Schwab's, to verify the accuracy of the fees. Margin interest charged to your Account during the statement period is included in this section of the statement.

Interest for the Schwab One Interest, Bank Sweep, and Bank Sweep for Benefit Plans features: Interest is paid for a period that differs from the Statement Period. Balances include interest paid as indicated on your statement by Schwab or one or more of its affiliated banks. These balances do not include interest that may have accrued during the Statement Period after interest is paid. The interest paid may include interest that accrued in the prior Statement Period. For the Schwab One Interest feature, interest accrues daily from the second-to-last business day of the prior month and is posted on the second-to-last business day of the current month. For the Bank Sweep feature, interest accrues daily from the 16th day of the prior month and is credited/posted on the first business day after the 15th of the current month.

If, on any given day, the Schwab One Interest feature in your brokerage Credit Balances in the Schwab One Interest feature in your brokerage account is less than \$ 005, you will not accrue any interest on that day. For balances held at banks affiliated with Schwab in the Bank Sweep and Bank Sweep for Benefit Plans features, interest will accrue even if the amount is less than \$ 005.

Margin Account Customers: This is a combined statement of your margin account and special memorandum account maintained for you under Section 220.5 of Regulation T issued by the Board of Governors of the Federal Reserve System. The permanent record of the separate account as required by Regulation T is available for your inspection. Securities purchased on margin are Schwab's collateral for the loan to you. It is important that you fully understand the risks involved in trading securities on margin. These risks include:

- You can lose more funds than you deposit in the margin account.
 - Schwab can force the sale of securities or other assets in any of your accounts(s) to maintain the required account equity without contacting you.
 - You are not entitled to choose which assets are liquidated nor are you entitled to an extension of time on a margin call.
 - Schwab can increase its "house" maintenance margin requirements at any time without advance written notice to you.
- Market Price:** The most recent price evaluation available to Schwab on the last business day of the report period, normally the last trade

price or bid as of market close. Unpriced securities denote that no market evaluation update is currently available. Price evaluations are obtained from outside parties. Schwab shall have no responsibility for the accuracy or timeliness of any such valuations. Pricing of assets not held at Schwab is for informational purposes only. Some securities, especially thinly traded equities in the OTC market or foreign markets, may not report the most current price and are indicated as Stale Priced. For Limited Partnerships and Real Estate Investment Trust (REIT) securities, you may see that the value reflected on your monthly account statement for this security is unpriced. NASD rules require that certain Limited Partnerships (direct participation programs) and Real Estate Investment Trust (REIT) securities that have not been priced within 18 months, must show, as unpriced, on customer statements. Note that these securities are generally illiquid, the value of the securities will be different than its purchase price, and, if applicable, that accurate valuation information may not be available.

Market Value: The Market Value is computed by multiplying the Market Price by the Quantity of Shares. This is the dollar value of your present holdings in your specified Schwab Account or a summary of the Market Value summed over multiple accounts.

Non-Publicly Traded Securities: All assets shown on this statement, other than certain direct investments which may be held by a third party, are held in your Account. Values of certain Non-Publicly Traded Securities may be furnished by a third party as provided by Schwab's Account Agreement. Schwab shall have the responsibility for the accuracy or timeliness of such valuations. The Securities Investor Protection Corporation (SIPC) does not cover many limited partnership interests.

Option Customers: Be aware of the following: 1) Commissions and other charges related to the execution of option transactions have been included in confirmations of such transactions previously furnished to you and will be made available promptly upon request. 2) You should advise us promptly of any material changes in your investment objectives or financial situation. 3) Exercise assignment notices for the option contracts are allocated among customer short positions pursuant to an automated procedure which randomly selects from among all customer short option positions those contracts which are subject to exercise, including positions established on the day of assignment. 4) Realized gain/loss of underlying securities is adjusted to reflect the premiums of assigned or exercised options. Please consult your tax advisor or IRS publication 550, Investment Income and Expenses, for additional information on Options.

Schwab Sweep Money Funds: Includes the primary money market funds into which Free Credit Balances may be automatically invested pursuant to your Account Agreement. Schwab or an affiliate acts and receives compensation as the Investment Advisor, Transfer Agent, Shareholder Service Agent and Distributor for the Schwab Sweep Money Funds. The amount of such compensation is disclosed in the prospectus. The yield information for Schwab Sweep Money Funds is the current 7-day yield as of the statement period. Yields vary. If on any given day, the accrued daily dividend for your selected sweep money fund as calculated for your account is less than 1/2 cent (\$0.005), your account will not earn a dividend for that day. In addition, if you do not accrue at least 1 daily dividend of \$0.01 during



Contributory IRA of
ANTHONY S FAUCI
CHARLES SCHWAB & CO INC CUST
IRA CONTRIBUTORY

Account Number

Statement Period
December 1-31, 2020

Terms and Conditions (continued)

a pay period, you will not receive a money market dividend for that period. Schwab and the Schwab Sweep Money Funds investment advisor may be voluntarily reducing a portion of a Schwab Sweep Money Funds' expenses. Without these reductions, yields would have been lower.

Securities Products and Services: Securities products and services are offered by Charles Schwab & Co., Inc., Member SIPC. Securities products and services, including unswept intraday funds and net credit balances held in brokerage accounts are not deposits or other obligations of, or guaranteed by, any bank, are not FDIC insured, and are subject to investment risk and may lose value. SIPC does not cover balances held at banks affiliated with Schwab in the Bank Sweep and Bank Sweep for Better Plans features.

Short Positions: Securities sold short will be identified through an "S" in Investment Detail. The market value of these securities will be expressed as a debit and be netted against any long positions in Total Account Value.

Yield to Maturity: This is the actual average annual return on a note if held to maturity.
Gain (or Loss): Unrealized Gain or (Loss) and Realized Gain or (Loss) sections ("Gain/Loss Sections") contain a gain or a loss summary of your Account. This information has been provided on this statement at the request of your Advisor. This information is not a solicitation or a recommendation to buy or sell. It may, however, be helpful for investment and tax planning strategies. Schwab does not provide tax advice and encourages you to consult with your tax professional. Please view the Cost Basis Disclosure Statement for additional information on how gain (or loss) is calculated and how Schwab reports adjusted cost basis information to the IRS.
Accrued Income: Accrued Income is the sum of the total accrued interest and/or accrued dividends on positions held in your Account, but the ~~amounts~~ and/or dividends have not been received into your account. Schwab makes no representation that the amounts shown (or any other amount) will be received. Accrued amounts are not covered by SIPC account protection until actually received and held in the Account.

IN CASE OF ERRORS OR DISCREPANCIES: If you find an error or discrepancy relating to your brokerage activity (other than an electronic fund transfer) you must notify us promptly, but no later than 10 days after this statement is sent or made available to you. If this statement shows that we have mailed or delivered security certificates that you have not received, notify Schwab immediately. You may call us at 800-515-2157. Any oral communications should be re-confirmed in writing to further protect your rights, including rights under the Securities Investor Protection Act (SIPA). If you do not so notify us, you agree that the statement activity and Account balance are correct for all purposes with respect to those brokerage transactions.

IN CASE OF COMPLAINTS: If you have a complaint regarding your Schwab statement, products or services, please write to the Client Advocacy Team at Charles Schwab & Co., Inc., Attention: Client Advocacy Team, 211 Main St., San Francisco, CA 94105, USA, or call Schwab Signature Alliance at 800-515-2157.

Address Changes: If you fail to notify Schwab in writing of any change of address or phone number, you may not receive important notifications about your Account, and trading or other restrictions might be placed on your Account.

Additional Information: We are required by law to report to the Internal Revenue Service adjusted cost basis information (if applicable), certain payments to you and credits to your Account during the calendar year. Reclaim this statement for income tax purposes. A financial statement for your inspection is available at Schwab's offices or a copy will be mailed to you upon written request. Any third party trademarks appearing herein are the property of their respective owners. Schwab and Charles Schwab Bank are affiliates of each other and subsidiaries of the Charles Schwab Corporation.

(1017-7MAX)



Contributory IRA of
ANTHONY S FAUCI
CHARLES SCHWAB & CO INC CUST
IRA CONTRIBUTORY


Account Number

Statement Period
 December 1-31, 2020

Account Value as of 12/31/2020: \$ 638,519.70

Change in Account Value

	This Period	Year to Date	Account Value [in Thousands]
Starting Value	\$ 614,914.74	\$ 589,612.35	
Credits	19,612.37	22,635.36	900
Debits	0.00	0.00	750
Transfer of Securities (In/Out)	0.00	0.00	600
Income Reinvested	(15,524.43)	(16,019.95)	450
Change in Value of Investments	19,517.02	42,291.94	300
Ending Value on 12/31/2020	\$ 638,519.70	\$ 638,519.70	150
Total Change in Account Value	\$ 23,604.96	\$ 48,907.35	0



Asset Composition

	Market Value	% of Account Assets
Cash and Bank Sweep ^{X,Z}	\$ 14,798.48	2%
Bond Funds	102,132.82	16%
Equity Funds	521,588.40	82%
Total Assets Long	\$ 638,519.70	
Total Account Value	\$ 638,519.70	100%

Overview



**PRIVATE WEALTH
 MANAGEMENT**

Your Independent Investment Advisor is not affiliated with or an agent of Schwab and Schwab does not supervise or endorse your Advisor.



Contributory IRA of
ANTHONY S FAUCI
CHARLES SCHWAB & CO INC CUST
 IRA CONTRIBUTORY

Account Number

Statement Period
 December 1-31, 2020

	Gain or (Loss) on Investments Sold	Unrealized Gain or (Loss)
This Period	\$0.00	\$180,078.23

All Investments

Values may not reflect all of your gains/losses. Cost basis may change and be adjusted in certain cases. Statement information should not be used for tax preparation, instead refer to official tax documents. For additional gain or (loss) information refer to Terms and Conditions.

	This Period	Year To Date
Bank Sweep Interest	0.09	3.25
Cash Dividends	4,900.77	7,920.60
Total Capital Gains Distributions	14,711.51	14,711.51
Total Income	19,612.37	22,635.36

Cash Transactions Summary

	This Period	Year to Date
Starting Cash*		\$ 10,710.54
Deposits and other Cash Credits	0.00	0.00
Investments Sold	0.00	175,363.00
Dividends and Interest	19,612.37	22,635.36
Withdrawals and other Debits	0.00	0.00
Investments Purchased	(15,524.43)	(191,049.95)
Fees and Charges	0.00	0.00
Total Cash Transaction Detail	4,087.94	6,948.41
Ending Cash*		\$ 14,798.48

*Cash (includes any cash debit balance) held in your account plus the value of any cash invested in a sweep money fund.

Schwab has provided accurate gain and loss information wherever possible for most investments. Cost basis data may be incomplete or unavailable for some of your holdings. Please see "Endnotes for Your Account" section for an explanation of the endnote codes and symbols on this statement.



Contributory IRA of
ANTHONY S FAUCI
CHARLES SCHWAB & CO INC CUST
IRA CONTRIBUTORY

Account Number

Statement Period
 December 1-31, 2020

Investment Detail - Cash and Bank Sweep

	Starting Balance	Ending Balance	% of Account Assets
Cash			
Cash	229.60	262.64	<1%
Total Cash	229.60	262.64	<1%
Bank Sweep			
CHARLES SCHWAB BANK			
Total Bank Sweep x2	10,480.94	14,535.84	2%
Total Cash and Bank Sweep		14,798.48	2%

Investment Detail - Mutual Funds

Bond Funds	Quantity	Market Price	Market Value	Cost Basis	Unrealized Gain or (Loss)	% of Account Assets
PIMCO INVESTMENT GRADE C	4,445.0790	11.29000	50,184.94	45,195.13	4,989.81	8%
REDIT BOND INSTL						
SYMBOL: PIGIX						
VANGUARD INTERM-TERM INV	4,961.5930	10.47000	51,947.88	51,331.73	616.15	8%
ESTIMAT-GRDE ADM						
SYMBOL: VFIDX						
Total Bond Funds	9,406.6720		102,132.82	96,526.86	5,605.96	16%

Schwab has provided accurate gain and loss information wherever possible for most investments. Cost basis data may be incomplete or unavailable for some of your holdings. Please see "Endnotes for Your Account" section for an explanation of the endnote codes and symbols on this statement.



Contributory IRA of
ANTHONY S FAUCI
CHARLES SCHWAB & CO INC CUST
IRA CONTRIBUTORY

Account Number

Statement Period
December 1-31, 2020

Investment Detail - Mutual Funds (continued)

Equity Funds	Quantity	Market Price	Market Value	Cost Basis	Unrealized Gain or (Loss)	% of Account Assets
CIBC ATLAS DISCIPLINED EQUITY INSTL SYMBOL: AWEIX	8,180.0920	26.41000	216,036.23	109,350.99	106,685.24	34%
CIBC ATLAS INCOME OPPORTUNITIES INSTL SYMBOL: AWIIX	4,326.9590	14.06000	60,837.04	45,115.98	15,721.06	10%
CIBC ATLAS MID CAP EQUITY INSTITUTIONAL SYMBOL: AWMIX	2,207.7260	20.14000	44,463.60	26,074.79	18,388.81	7%
EDGEWOOD GROWTH INSTL SYMBOL: EGFIX	852.2730	51.77000	44,122.17	30,015.00	14,107.17	7%
JPMORGAN MID CAP VALUE L SYMBOL: FLMVX	1,133.8740	36.94000	41,885.31	36,343.90	5,541.41	7%
MATTHEWS PACIFIC TIGER INSTL SYMBOL: MIPTX	2,748.0530	34.90000	95,907.05	85,015.70	10,891.35	15%
MFS INSTL INTERNATIONAL EQUITY SYMBOL: MIEIX	598.4660	30.64000	18,337.00	15,199.77	3,137.23	3%
Total Equity Funds	20,047.4430		521,588.40	347,116.13	174,472.27	82%
Total Mutual Funds	29,454.1150		623,721.22	443,642.99	180,078.23	98%

Schwab has provided accurate gain and loss information wherever possible for most investments. Cost basis data may be incomplete or unavailable for some of your holdings. Please see "Endnotes for Your Account" section for an explanation of the endnote codes and symbols on this statement.



Contributory IRA of
ANTHONY S FAUCI
CHARLES SCHWAB & CO INC CUST
 IRA CONTRIBUTORY

Account Number

Statement Period
 December 1-31, 2020

Investment Detail - Total

Total Investment Detail	638,519.70
Total Account Value	638,519.70
Total Cost Basis	443,642.99

Transaction Detail - Purchases & Sales

Bond Funds Activity

Settle Date	Trade Date	Transaction	Description	Quantity	Unit Price	Total Amount
12/09/20	12/09/20	Reinvested Shares	PIMCO INVESTMENT GRADE C REDIT BOND INSTL: PIGIX	17.4220	11.2000	(195.13)
12/29/20	12/29/20	Reinvested Shares	VANGUARD INTERM-TERM INV ESTMENT-GRDE ADM: VFIDX	56.9630	10.4500	(595.26)
12/29/20	12/29/20	Reinvested Shares	VANGUARD INTERM-TERM INV ESTMENT-GRDE ADM: VFIDX	69.0400	10.4500	(721.47)
Total Bond Funds Activity						(1,511.86)

Equity Funds Activity

Settle Date	Trade Date	Transaction	Description	Quantity	Unit Price	Total Amount
12/10/20	12/10/20	Reinvested Shares	MFS INSTL INTERNATIONAL EQUITY: MIEIX	1.3020	29.9400	(38.99)
12/11/20	12/11/20	Reinvested Shares	JPMORGAN MID CAP VALUE L: FLMVX	69.3680	36.8900	(2,558.99)
12/16/20	12/16/20	Reinvested Shares	MATTHEWS PACIFIC TIGER I NSTL: MIPTX	33.0940	33.5700	(1,110.98)
12/16/20	12/16/20	Reinvested Shares	MATTHEWS PACIFIC TIGER I NSTL: MIPTX	115.8690	33.5700	(3,889.72)

Schwab has provided accurate gain and loss information wherever possible for most investments. Cost basis data may be incomplete or unavailable for some of your holdings. Please see "Endnotes for Your Account" section for an explanation of the endnote codes and symbols on this statement.



Contributory IRA of
ANTHONY S FAUCI
CHARLES SCHWAB & CO INC CUST
 IRA CONTRIBUTORY

Account Number

Statement Period
 December 1-31, 2020

Transaction Detail - Purchases & Sales (continued)

Equity Funds Activity (continued)

Settle Date	Trade Date	Transaction	Description	Quantity	Unit Price	Total Amount
12/22/20	12/22/20	Reinvested Shares	CIBC ATLAS DISCIPLINED E QUITY INSTL: AWEIX	156.5630	26.0200	(4,073.78)
12/22/20	12/22/20	Reinvested Shares	CIBC ATLAS MID CAP EQUIT Y INSTITUTIONAL: AWMIX	53.8470	19.9600	(1,074.79)
12/30/20	12/30/20	Reinvested Shares	CIBC ATLAS DISCIPLINED E QUITY INSTL: AWEIX	48.2390	26.2300	(1,265.32)

Total Equity Funds Activity

(14,012.57)

Total Purchases & Sales

(15,524.43)

Transaction Detail - Dividends & Interest (including Money Market Fund dividends reinvested)

Transaction Date	Process Date	Activity	Description	Credit/Debit
12/09/20	12/09/20	LT Cap Gain Rein	PIMCO INVESTMENT GRADE C: PIGIX	195.13
12/10/20	12/10/20	LT Cap Gain Rein	MFS INSTL INTERNATIONAL: MIEIX	38.99
12/10/20	12/10/20	Cash Dividend	MFS INSTL INTERNATIONAL: MIEIX	144.14
12/11/20	12/11/20	LT Cap Gain Rein	JPMORGAN MID CAP VALUE L: FLMVX	2,558.99
12/15/20	12/16/20	Bank Interest *Z	BANK INT SCHWAB BANK	0.09
12/16/20	12/16/20	Cash Dividend	MATTHEWS PACIFIC TIGER I: MIPTX	325.46
12/16/20	12/16/20	LT Cap Gain Rein	MATTHEWS PACIFIC TIGER I: MIPTX	3,889.72
12/16/20	12/16/20	Slim Cap Gn Rein	MATTHEWS PACIFIC TIGER I: MIPTX	1,110.98
12/18/20	12/18/20	Cash Dividend	JPMORGAN MID CAP VALUE L: FLMVX	511.92
12/22/20	12/22/20	LT Cap Gain Rein	CIBC ATLAS DISCIPLINED E: AWEIX	4,073.78
12/22/20	12/22/20	LT Cap Gain Rein	CIBC ATLAS MID CAP EQUIT: AWMIX	1,074.79
12/22/20	12/22/20	LT Cap Gain	EDGEWOOD GROWTH INSTL: EGFIX	2,158.64

Schwab has provided accurate gain and loss information wherever possible for most investments. Cost basis data may be incomplete or unavailable for some of your holdings. Please see "Endnotes for Your Account" section for an explanation of the endnote codes and symbols on this statement.



Contributory IRA of
ANTHONY S FAUCI
CHARLES SCHWAB & CO INC CUST
IRA CONTRIBUTORY

Account Number
 1111

Statement Period
 December 1-31, 2020

Transaction Detail - Dividends & Interest (including Money Market Fund dividends reinvested) (continued)

Transaction Date	Process Date	Activity	Description	Credit/(Debit)
12/22/20	12/22/20	Short Term Cap Gn	EDGEWOOD GROWTH INSTL. EGFIX	397.67
12/28/20	12/28/20	Cash Dividend	PIMCO INVESTMENT GRADE C. PIGIX	2.67
12/29/20	12/29/20	Stim Cap Gn Rein	VANGUARD INTERM.-TERM INV. VFIDX	595.26
12/29/20	12/29/20	LT Cap Gain Rein	VANGUARD INTERM.-TERM INV. VFIDX	721.47
12/30/20	12/30/20	Div For Reinvest	CIBC ATLAS DISCIPLINED E: AWEIX	1,265.32
12/30/20	12/30/20	Cash Dividend	CIBC ATLAS INCOME OPPORT. AWIIX	284.71
12/31/20	12/31/20	Cash Dividend	PIMCO INVESTMENT GRADE C. PIGIX	148.13
12/31/20	12/31/20	Cash Dividend	VANGUARD INTERM.-TERM INV. VFIDX	114.51
Total Dividends & Interest				19,612.37

Total Transaction Detail

4,087.94

Bank Sweep Activity

Transaction Date	Transaction	Description	Withdrawal	Deposit	Balance X2
Opening Balance X2					10,480.94
12/01/20	Auto Transfer	BANK CREDIT FROM BROKERAGE X		229.60	10,710.54
12/11/20	Auto Transfer	BANK CREDIT FROM BROKERAGE X		144.14	10,854.68
12/15/20	Interest Paid X2	BANK INTEREST - CHARLES SCHWAB BANK	0.09		10,854.77
12/15/20	Auto Transfer	BANK TRANSFER TO BROKERAGE	0.09		10,854.68
12/17/20	Auto Transfer	BANK CREDIT FROM BROKERAGE X		325.55	11,180.23
12/21/20	Auto Transfer	BANK CREDIT FROM BROKERAGE X		511.92	11,692.15
12/23/20	Auto Transfer	BANK CREDIT FROM BROKERAGE X		2,556.31	14,248.46

Schwab has provided accurate gain and loss information wherever possible for most investments. Cost basis data may be incomplete or unavailable for some of your holdings. Please see "Endnotes for Your Account" section for an explanation of the endnote codes and symbols on this statement.



Contributory IRA of
ANTHONY S FAUCI
CHARLES SCHWAB & CO INC CUST
IRA CONTRIBUTORY

Account Number

Statement Period
 December 1-31, 2020

Bank Sweep Activity (continued)

Transaction Date	Transaction	Description	Withdrawal	Deposit	Balance x2
12/29/20	Auto Transfer	BANK CREDIT FROM BROKERAGE x		2.67	14,251.13
12/31/20	Auto Transfer	BANK CREDIT FROM BROKERAGE x		284.71	14,535.84
Total Activity			0.09	4,054.99	

Ending Balance x2

14,535.84

Bank Sweep: Interest Rate as of 12/31/20 was 0.01% z

Contribution Summary

Traditional IRA	2019	2020
Year To Date Total	0.00	0.00

Distribution Summary

	Gross Amount	Federal Tax Withheld	State Tax Withheld	Earnings	Net Amount
Year To Date Total	0.00	0.00	0.00	0.00	0.00

Tax Year 2021 Required Minimum Distribution, which you must take by 12/31/2021:

35,671.49

Schwab must report to the IRS that a minimum distribution is required for the tax year specified above. #

Schwab has provided accurate gain and loss information wherever possible for most investments. Cost basis data may be incomplete or unavailable for some of your holdings. Please see "Endnotes for Your Account" section for an explanation of the endnote codes and symbols on this statement.



Contributory IRA of
ANTHONY S FAUCI
CHARLES SCHWAB & CO INC CUST
IRA CONTRIBUTORY

Account Number

Statement Period
December 1-31, 2020

Endnotes For Your Account

Symbol Endnote Legend

- ◊ Dividends paid on this security will be automatically reinvested.
- X Bank Sweep deposits are held at FDIC-insured bank(s) ("Banks") that are affiliated with Charles Schwab & Co., Inc.
- Z For Bank Sweep and Bank Sweep for Benefit Plans features, interest is paid for a period that differs from the Statement Period. Balances include interest paid as indicated on your statement by Schwab or one or more of its affiliated banks. These balances do not include interest that may have accrued during the Statement Period after interest is paid. The interest paid may include interest that accrued in the prior Statement Period.
- # The Required Minimum Distribution amount shown here is based on the "Total Account Value", also known as Fair Market Value, as of December 31 of the previous year. It could change if (a) you satisfy some or all of your Required Minimum Distribution with distribution(s) from other IRA(s) you own, (b) you inform Schwab that your spouse is your sole beneficiary and is more than 10 years younger than you, (c) a rollover to this IRA was pending as of December 31 prior to the tax year specified above, (d) you recharacterize a conversion made in the prior year, or (e) a correction was made to the account after this statement date that impacts the Fair Market Value such as a change to a security value or deposit adjustment. The Year To Date Total includes distributions taken during the calendar year. In some cases, your calendar year distributions may differ from your Required Minimum Distribution for the tax year.

Schwab has provided accurate gain and loss information wherever possible for most investments. Cost basis data may be incomplete or unavailable for some of your holdings. Please see "Endnotes for Your Account" section for an explanation of the endnote codes and symbols on this statement.



Attachment B: Fauci 2020 278e Report, Section 6

Brokerage Trust Account of
ANTHONY S FAUCI TTEE
FAUCI DEFINED BENEFIT PLAN
U/A DTD 12/08/1995

Account Number

Statement Period
December 1-31, 2020

Need help reading this statement?
Visit www.schwab.com/StatementUserGuide for more information.

Your Independent Investment Manager and/or Advisor

CIBC PRIVATE WEALTH ADVRS, INC
1201 F ST NW STE 900
WASHINGTON DC 20004-1223
1 (202) 783-4144

The custodian of your brokerage account is: Charles Schwab & Co., Inc.
This report is provided by Schwab. Except as noted in the terms and conditions, your Investment Manager and/or Advisor is independently owned and operated and not an affiliate with Schwab. For questions about this statement, or if there is a change in your financial situation, investment objectives, or risk profile, please contact your Independent Investment Manager and/or Advisor.

Table of Contents	Page
Terms and Conditions.....	2
Change in Account Value.....	4
Asset Composition.....	4
Gain or (Loss) Summary.....	5
Income Summary.....	5
Cash Transactions Summary.....	5
Investment Detail.....	8
Transaction Detail.....	8
Bank Sweep for Benefit Plans Activity.....	11
Endnotes For Your Account.....	11

ANTHONY S FAUCI TTEE
FAUCI DEFINED BENEFIT PLAN
U/A DTD 12/08/1995



PRIVATE WEALTH
MANAGEMENT

Terms and Conditions

This Account statement is furnished solely by Charles Schwab & Co., Inc. ("Schwab") for your Account at Schwab ("Account"). Schwab Institutional is a division of Charles Schwab & Co., Inc., and provides back office brokerage and related services to investment advisors and retirement plan providers. Unless otherwise indicated herein, capitalized terms have the same meanings as in your Account Agreement. Schwab is a registered broker-dealer and is not affiliated with your Investment Advisor whose name appears on this statement ("Advisors") except in the case of Charles Schwab Investment Advisory, Inc. ("CSIA"), Schwab Private Client Investment Advisory, Inc. ("SPCIA"), or an affiliated company that may act as the investment advisor on a fund. Advisors are independently owned and operated. Schwab neither endorses nor recommends any particular Advisor or its investment strategy and has no responsibility to monitor trading by any Advisor in your Account. Schwab has not verified any statement accompanying any Advisor's logo appearing on this statement. Advisors provide investment advisory services for your Account. Schwab provides brokerage and custody services for your Account. Schwab has agreements with Advisors under which Schwab provides Advisors with institutional trading, custody and related services, and products. Not all of these products and services may benefit your Account, and Schwab may provide them to Advisors on the Advisor's commitment to place a certain amount of its clients' assets in brokerage accounts at Schwab within a certain period of time. This commitment could influence an Advisor's recommendation or requirement that its clients establish brokerage accounts at Schwab.

GENERAL INFORMATION AND KEY TERMS:

If you receive any other communication from any source other than Schwab which purports to represent your holdings at Schwab (including balances held at a Depository Institution) you should verify its content with this statement.

AIIP (Automatic Investment Plan) Customers: Schwab receives remuneration in connection with certain transactions effected through Schwab. If you participate in a systematic investment program through Schwab, the additional information normally detailed on a trade confirmation will be provided upon request.

Average Daily Balance: Average daily composite of all cash balances that earn interest and all loans from Schwab that are charged interest. Bank Sweep and Bank Sweep for Benefit Plans features: Schwab acts as your agent and custodian in establishing and maintaining your Bank Sweep and Bank Sweep for Benefit Plans features as a Schwab Cash feature for your brokerage account. Deposit accounts constitute direct obligations of banks affiliated with Schwab and are not obligations of Schwab. Bank deposit accounts are insured by the FDIC within applicable limits. The balance in the bank deposit accounts can be withdrawn on your order and the proceeds returned to your securities account or remitted to you as provided in your Account Agreement. For information on FDIC insurance and its limits, as well as other important disclosures about the Bank Sweep and Bank Sweep for Benefit Plans features please refer to the Cash Features Disclosure Statement available online or from a Schwab representative.

Cash: Any Cash Credit Balance owed by us to you payable upon demand which, although accounted for on our books of record, is not

segregated and may be used in the conduct of this firm's business. Current Yield: Annual dividend paid on an equity divided by the current market price.

Dividend Reinvestment Customers: Dividend reinvestment transactions were effected by Schwab acting as a principal for its own account, except for the reinvestment of Schwab dividends, for which an independent broker-dealer acted as the buying agent. Further information on these transactions will be furnished upon written request.

Estimated Annual Income: Estimated annual income is derived from information provided by outside parties. Schwab cannot guarantee the accuracy of such information. Since the interest and dividends are subject to change at any time, they should not be relied upon exclusively for making investment decisions.

Fees and Charges: For those fees described in the statement as "Fee to Advisor," as authorized by you, Schwab debited your Account to pay the fees as instructed by your Advisor. It is your responsibility, and not Schwab's, to verify the accuracy of the fees. Margin interest charged to your Account during the statement period is included in this section of the statement.

Interest: For the Schwab One Interest, Bank Sweep, and Bank Sweep for Benefit Plans features interest is paid for a period that differs from the Statement Period. Balances include interest paid as indicated on your statement by Schwab or one or more of its affiliated banks. These balances do not include interest that may have accrued during the Statement Period after interest is paid. The interest paid may include interest that accrued in the prior Statement Period. For the Schwab One Interest feature, interest accrues daily from the second-to-last business day of the prior month and is posted on the second-to-last business day of the current month. For the Bank Sweep feature, interest accrues daily from the 16th day of the prior month and is credited/posted on the first business day after the 15th of the current month.

If on any given day, the interest that Schwab calculates for the Free Credit Balances in the Schwab One Interest feature in your brokerage account is less than \$,005, you will not accrue any interest on that day. For balances held at banks affiliated with Schwab in the Bank Sweep and Bank Sweep for Benefit Plans features, interest will accrue even if the amount is less than \$,005.

Margin Account Customers: This is a combined statement of your margin account and special memorandum account maintained for you under Section 220.5 of Regulation T, issued by the Board of Governors of the Federal Reserve System. The permanent record for the separate account is required by Regulation T, is available for your inspection. Securities purchased on margin are Schwab's collateral for the loan to you. It is important that you fully understand the risks involved in trading securities on margin. These risks include:

- You can lose more funds than you deposit in the margin account.
- You can lose more funds than you deposit in any of your account(s) to maintain the required account equity without contacting you.

- You are not entitled to choose which assets are liquidated nor are you entitled to an extension of time on a margin call.
- Schwab can increase its "house" maintenance margin requirements at any time without advance written notice to you.

Market Price: The most recent price evaluation available to Schwab on the last business day of the report period, normally the last trade

Account Number

Statement Period
 December 1-31, 2020

price or bid as of market close. Unpriced securities denote that no market evaluation update is currently available. Price evaluations are obtained from outside parties. Schwab shall have no responsibility for the accuracy or timeliness of any such valuations. Pricing of assets not held at Schwab is for informational purposes only. Some securities, especially thinly traded equities in the OTC market or foreign markets, may not report the most current price and are indicated as State Priced. For Limited Partnerships and Real Estate Investments Trust (REIT) securities, you may see that the value reflected on your monthly account statement for this security is unpriced. NASD rules require that certain Limited Partnerships (direct participation programs) and Real Estate Investment Trust (REIT) securities, that have not been priced within 18 months, must show, as unpriced on customer statements. Note that these securities are generally illiquid, the value of the securities will be different than its purchase price, and, if applicable, that accurate valuation information may not be available.

Market Value: The Market Value is computed by multiplying the Market Price by the Quantity of Shares. This is the dollar value of your present holdings in your specified Schwab Account or a summary of the Market Value summed over multiple accounts.

Non-Publicly Traded Securities: All assets shown on this statement, other than certain direct investments which may be held by a third party, are held in your Account. Values of certain Non-Publicly Traded Securities may be furnished by a third party as provided by Schwab's Account Agreement. Schwab shall have no responsibility for the accuracy or timeliness of such valuations. The Securities Investor Protection Corporation (SIPC) does not cover many limited partnership interests.

Option Customers: Be aware of the following: 1) Commissions and other charges related to the execution of option transactions have been included in confirmations of such transactions previously furnished to you and will be made available promptly upon request 2) You should advise us promptly of any material changes in your investment objectives or financial situation 3) Exercise assignment notices for the option contracts are allocated among customer short positions pursuant to an automated procedure which randomly selects from among all customer short option positions those contracts which are subject to exercise, including positions established on the day of assignment 4) Realized gains/losses of underlying securities is adjusted to reflect the premiums of assigned or exercised options. Please consult your tax advisor or IRS publication 550, Investment Income and Expenses, for additional information on Options.

Schwab Sweep Money Funds: Includes the primary money market funds into which Free Credit Balances may be automatically invested pursuant to your Account Agreement. Schwab or an affiliate acts and receives compensation as the Investment Advisor, Transfer Agent, Shareholder Service Agent and Distributor for the Schwab Sweep Money Funds. The amount of such compensation is disclosed in the prospectus. The yield information for Schwab Sweep Money Funds is the current 7-day yield as of the statement period. Yields vary. If on any given day, the accrued daily dividend for your selected sweep money fund as calculated for your account is less than 1/2 of 1 cent (50.005), your account will not earn a dividend for that day. In addition, if you do not accrue at least 1 daily dividend of \$0.01 during



Brokerage Trust Account of
ANTHONY S FAUCI TTEE
FAUCI DEFINED BENEFIT PLAN
U/A DTD 12/08/1995

Account Number

Statement Period
December 1-31, 2020

Terms and Conditions (continued)

a pay period, you will not receive a money market dividend for that period. Schwab and the Schwab Sweep Money Funds investment advisor may be voluntarily reducing a portion of a Schwab Sweep Money Fund's expenses. Without these reductions, yields would have been lower.

Securities Products and Services: Securities products and services are offered by Charles Schwab & Co., Inc., Member SIPC. Securities products and services, including unswept intraday funds and net credit balances held in brokerage accounts are not deposits or other obligations of, or guaranteed by, any bank, are not FDIC insured, and are subject to investment risk and may lose value. SIPC does not cover balances held at banks affiliated with Schwab in the Bank Sweep and Bank Sweep for Benefit Plans features.

Short Positions: Securities sold short will be identified through an "S" in Investment Detail. The market value of these securities will be expressed as a debit and be netted against any long positions in Total Account Value.

Yield to Maturity: This is the actual average annual return on a note if held to maturity.

Gain (or Loss), Unrealized Gain or (Loss) and Realized Gain or (Loss) sections ("Grand/loss Sections") contain a gain or a loss summary of your Account. This information has been provided on this statement at the request of your Advisor. This information is not a solicitation or a recommendation to buy or sell. It may, however, be helpful for investment and tax planning strategies. Schwab does not provide tax advice and encourages you to consult with your tax professional. Please view the **Cost Basis Disclosure Statement** for additional information on how gain (or loss) is calculated and how Schwab reports adjusted cost basis information to the IRS.

Accrued Income: Accrued income is the sum of the total accrued interest and/or accrued dividends on positions held in your Account, but the interest and/or dividends have not been received into your account. Schwab makes no representation that the amounts shown (or any other amount) will be received. Accrued amounts are not covered by SIPC account protection until actually received and held in the Account.

IN CASE OF ERRORS OR DISCREPANCIES: If you find an error or discrepancy relating to your brokerage activity (other than an electronic fund transfer) you must notify us promptly, but no later than 10 days after this statement is sent or made available to you. If this statement shows that we have mailed or delivered security certificate(s) that you have not received, notify Schwab immediately. You may call us at 800-515-2157. Any oral communications should be re-confirmed in writing to further protect your rights, including rights under the Securities Investor Protection Act (SIPA). If you do not so notify us, you agree that the statement activity and Account balance are correct for all purposes with respect to these brokerage transactions.

IN CASE OF COMPLAINTS: If you have a complaint regarding your Schwab statement, products or services, please write to the Client Advocacy Team at Charles Schwab & Co., Inc. Attention: Client Advocacy Team, 211 Main St., San Francisco, CA 94105, USA, or call Schwab Signature Alliance at 800-515-2157.

Address Changes: If you fail to notify Schwab in writing of any change of address or phone number, you may not receive important notifications about your Account, and trading or other restrictions might be placed on your Account.

Additional Information:

We are required by law to report to the Internal Revenue Service adjusted cost basis information (if applicable), certain payments to you and credits to your Account during the calendar year. Return this statement for income tax purposes. A financial statement for your inspection is available at Schwab's offices or a copy will be mailed to you upon written request. Any third party trademarks appearing herein are the property of their respective owners. Schwab and Charles Schwab Bank are affiliates of each other and subsidiaries of the Charles Schwab Corporation.

(1017-7MAX)




Brokerage Trust Account of
ANTHONY S FAUCI TTEE
FAUCI DEFINED BENEFIT PLAN
 U/A DTD 12/08/1995

Account Number

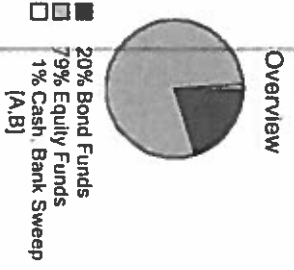
Statement Period
 December 1-31, 2020

Account Value as of 12/31/2020: \$ 2,403,522.28

Change in Account Value	This Period	Year to Date
Starting Value	\$ 2,580,608.19	\$ 2,389,134.90
Credits	52,734.88	79,956.76
Debits	0.00	(10,696.31)
Transfer of Securities (In/Out)	(246,666.84)	(246,666.84)
Income Reinvested	(46,069.58)	(49,624.89)
Change in Value of Investments	62,915.63	241,418.66
Ending Value on 12/31/2020	\$ 2,403,522.28	\$ 2,403,522.28
Total Change in Account Value	\$ (177,085.91)	\$ 14,387.38



Asset Composition	Market Value	% of Account Assets
Cash and Bank Sweep ^{A,B}	\$ 28,371.72	1%
Bond Funds	479,772.99	20%
Equity Funds	1,895,377.57	79%
Total Assets Long	\$ 2,403,522.28	
Total Account Value	\$ 2,403,522.28	100%



**PRIVATE WEALTH
 MANAGEMENT**



Brokerage Trust Account of
ANTHONY S FAUCI TTEE
FAUCI DEFINED BENEFIT PLAN
 U/A DTD 12/08/1995

Account Number
 Statement Period
 December 1-31, 2020

Investment Detail - Cash and Bank Sweep

	Starting Balance	Ending Balance	% of Account Assets
Cash	1,139.99	1,322.92	<1%
Total Cash	1,139.99	1,322.92	<1%
Bank Sweep	Starting Balance	Ending Balance	% of Account Assets
CHARLES SCHWAB BANK	20,566.43	27,048.80	1%
Total Bank Sweep AB	20,566.43	27,048.80	1%
Total Cash and Bank Sweep		28,371.72	1%

Investment Detail - Mutual Funds

Bond Funds	Quantity	Market Price	Market Value	Cost Basis	Unrealized Gain or (Loss)	% of Account Assets
PIMCO INVESTMENT GRADE C REDIT BOND INSTL SYMBOL: FIGIX	31,452,4420	11.29000	355,098.07	323,784.86	31,313.21	15%
VANGUARD INTERM-TERM INV ESTIMNT-GRDE ADM SYMBOL: VFIDX	11,907,8240	10.47000	124,674.92	123,175.16	1,499.76	5%
Total Bond Funds	43,360,2660		479,772.99	446,960.02	32,812.97	20%

Schwab has provided accurate gain and loss information wherever possible for most investments. Cost basis data may be incomplete or unavailable for some of your holdings. Please see "Endnotes for Your Account" section for an explanation of the endnote codes and symbols on this statement.



Brokerage Trust Account of
ANTHONY S FAUCI TTEE
FAUCI DEFINED BENEFIT PLAN
U/A DTD 12/08/1995

Account Number

Statement Period
December 1-31, 2020

Investment Detail - Mutual Funds (continued)

Equity Funds	Quantity	Market Price	Market Value	Cost Basis	Unrealized Gain or (Loss)	% of Account Assets
CIBC ATLAS DISCIPLINED EQUITY INSTL SYMBOL: AWEIX	22,540.3710	26.41000	595,291.20	280,709.16	314,582.04	25%
CIBC ATLAS INCOME OPPORTUNITIES INSTL SYMBOL: AWIIX	18,188.4340	14.06000	255,729.38	200,500.59	55,228.79	11%
CIBC ATLAS MID CAP EQUITY INSTITUTIONAL SYMBOL: AWMIX	5,346.9450	20.14000	107,667.47	77,998.40	29,689.07	4%
COHEN & STEERS PREFERRED SEC & INCL SYMBOL: CPXIX	11,061.2160	14.41000	159,392.12	153,372.38	6,019.74	7%
EDGEWOOD GROWTH INSTL SYMBOL: EGFIX	5,460.7690	51.77000	282,704.01	193,952.73	88,751.28	12%
HAMLIN HIGH DIVIDEND EQUITY INSTL SYMBOL: HHDFX	9,147.7970	23.79000	217,626.09	183,275.30	34,350.79	9%
JPMORGAN MID CAP VALUE EQUITY SYMBOL: FLMVX	2,987.3070	36.94000	110,351.12	96,546.40	13,804.72	5%
MFS INSTL INTERNATIONAL EQUITY SYMBOL: MEIX	1,672.1600	30.64000	51,234.98	45,123.94	6,111.04	2%

Schwab has provided accurate gain and loss information wherever possible for most investments. Cost basis data may be incomplete or unavailable for some of your holdings. Please see "Endnotes for Your Account" section for an explanation of the endnote codes and symbols on this statement.



Brokerage Trust Account of
ANTHONY S FAUCI TTEE
FAUCI DEFINED BENEFIT PLAN
 U/A DTD 12/08/1995

Account Number

Statement Period
 December 1-31, 2020

Investment Detail - Mutual Funds (continued)

Equity Funds (continued)	Quantity	Market Price	Market Value	Cost Basis	Unrealized Gain or (Loss)	% of Account Assets
VANGUARD EMERGING MKT S	2,767.7830	41.68000	115,361.20	100,015.00	15,346.20	5%
TOKC IDX ADM						
SYMBOL: VEMAX						
Total Equity Funds	79,172.7820		1,895,377.57	1,331,493.90	563,883.67	79%
Total Mutual Funds	122,533.0480		2,375,150.56	1,778,453.92	596,696.64	99%

Total Investment Detail 2,403,522.28

Total Account Value 2,403,522.28

Total Cost Basis 1,778,453.92

Transaction Detail - Purchases & Sales

Bond Funds Activity

Settle Date	Trade Date	Transaction	Description	Quantity	Unit Price	Total Amount
12/09/20	12/09/20	Reinvested Shares	PIMCO INVESTMENT GRADE C REDIT BOND INSTL: PIGIX	123.2750	11.2000	(1,380.66)
12/29/20	12/29/20	Reinvested Shares	VANGUARD INTERM-TERM INV ESTMNT-GRDE ADM: VFIDX	136.7110	10.4500	(1,428.63)
12/29/20	12/29/20	Reinvested Shares	VANGUARD INTERM-TERM INV ESTMNT-GRDE ADM: VFIDX	165.6970	10.4500	(1,731.53)
Total Bond Funds Activity						(4,540.84)

Schwab has provided accurate gain and loss information wherever possible for most investments. Cost basis data may be incomplete or unavailable for some of your holdings. Please see "Endnotes for Your Account" section for an explanation of the endnote codes and symbols on this statement.



Brokerage Trust Account of
ANTHONY S FAUCI TTEE
FAUCI DEFINED BENEFIT PLAN
 U/A DTD 12/08/1995

Account Number

Statement Period
 December 1-31, 2020

Transaction Detail - Purchases & Sales (continued)

Equity Funds Activity

Settle Date	Trade Date	Transaction	Description	Quantity	Unit Price	Total Amount
12/10/20	12/10/20	Reinvested Shares	MFS INSTL INTERNATIONAL EQUITY: MIEIX	3,6390	29.9400	(108.94)
12/11/20	12/11/20	Reinvested Shares	JPMORGAN MID CAP VALUE L: FLMVX	180.5230	36.8900	(6,659.50)
12/17/20	12/17/20	Reinvested Shares	COHEN & STEERS PREFERRED SEC & INC I: CPXIX	44.0840	14.3700	(633.49)
12/18/20	12/18/20	Reinvested Shares	JPMORGAN MID CAP VALUE L: FLMVX	36.5190	36.4800	(1,332.22)
12/22/20	12/22/20	Reinvested Shares	CIBC ATLAS DISCIPLINED EQUITY INSTL: AWEIX	431.4130	26.0200	(11,225.36)
12/22/20	12/22/20	Reinvested Shares	CIBC ATLAS MID CAP EQUITY INSTL: AWMIX	130.4130	19.9600	(2,603.05)
12/22/20	12/22/20	Reinvested Shares	EDGEWOOD GROWTH INSTL: EGFIX	46.6500	51.6200	(2,408.07)
12/22/20	12/22/20	Reinvested Shares	EDGEWOOD GROWTH INSTL: EGFIX	253.2260	51.6200	(13,071.51)
12/30/20	12/30/20	Reinvested Shares	CIBC ATLAS DISCIPLINED EQUITY INSTL: AWEIX	132.9240	26.2300	(3,486.60)
Total Equity Funds Activity						(41,528.74)
Total Purchases & Sales						(46,069.58)

Transaction Detail - Transfers

Settle Date	Trade Date	Transaction	Description	Quantity	Unit Price	Total Amount
12/08/20	12/08/20	Journalled Shares	CIBC ATLAS DISCIPLINED EQUITY INSTL: AWEIX	(9,241.9200)	26.6900	(246,666.84)
Total Transfers						(246,666.84)

Schwab has provided accurate gain and loss information wherever possible for most investments. Cost basis data may be incomplete or unavailable for some of your holdings. Please see "Endnotes for Your Account" section for an explanation of the endnote codes and symbols on this statement.



Brokerage Trust Account of
ANTHONY S FAUCI TTEE
FAUCI DEFINED BENEFIT PLAN
 U/A DTD 12/08/1995

Account Number

Statement Period
 December 1-31, 2020

Transaction Detail - Dividends & Interest (including Money Market Fund dividends reinvested)

Transaction Date	Process Date	Activity	Description	Credit/(Debit)
12/09/20	12/09/20	LT Cap Gain Rein	PIMCO INVESTMENT GRADE C: PIGIX	1,380.68
12/10/20	12/10/20	LT Cap Gain Rein	MFS INSTL INTERNATIONAL: MIEIX	108.94
12/10/20	12/10/20	Cash Dividend	MFS INSTL INTERNATIONAL: MIEIX	402.75
12/11/20	12/11/20	LT Cap Gain Rein	JPMORGAN MID CAP VALUE L: FLMVX	6,659.50
12/15/20	12/16/20	Bank Interest ^A	BANK INT	0.17
12/17/20	12/17/20	Div For Reinvest	COHEN & STEAKS PREFERRED: CPXIX	633.49
12/18/20	12/18/20	Div For Reinvest	JPMORGAN MID CAP VALUE L: FLMVX	1,332.22
12/18/20	12/18/20	Cash Dividend	VANGUARD EMERGING MKTS S: VEMAX	680.32
12/22/20	12/22/20	LT Cap Gain Rein	CIBC ATLAS DISCIPLINED E: AWEIX	11,225.36
12/22/20	12/22/20	LT Cap Gain Rein	CIBC ATLAS MID CAP EQUIT: AWMIX	2,603.05
12/22/20	12/22/20	LT Cap Gain Rein	EDGEWOOD GROWTH INSTL: EGFIX	13,071.51
12/22/20	12/22/20	Stim Cap Gn Rein	EDGEWOOD GROWTH INSTL: EGFIX	2,408.07
12/28/20	12/28/20	Cash Dividend	PIMCO INVESTMENT GRADE C: PIGIX	18.87
12/29/20	12/29/20	Stim Cap Gn Rein	VANGUARD INTERM-TERM INV: VFIDX	1,428.63
12/29/20	12/29/20	LT Cap Gain Rein	VANGUARD INTERM-TERM INV: VFIDX	1,731.53
12/30/20	12/30/20	Div For Reinvest	CIBC ATLAS DISCIPLINED E: AWEIX	3,486.60
12/30/20	12/30/20	Cash Dividend	CIBC ATLAS INCOME OPPORT: AWIIX	1,196.80
12/30/20	12/30/20	Cash Dividend	HAMLIN HIGH DIVIDEND EQU: HHDFX	3,043.47
12/31/20	12/31/20	Cash Dividend	PIMCO INVESTMENT GRADE C: PIGIX	1,048.10
12/31/20	12/31/20	Cash Dividend	VANGUARD INTERM-TERM INV: VFIDX	274.82
Total Dividends & Interest				52,734.88

Total Transaction Detail (240,001.54)

Removed account number

Schwab has provided accurate gain and loss information wherever possible for most investments. Cost basis data may be incomplete or unavailable for some of your holdings. Please see "Endnotes for Your Account" section for an explanation of the endnote codes and symbols on this statement.



Brokerage Trust Account of
ANTHONY S FAUCI TTEE
FAUCI DEFINED BENEFIT PLAN
 U/A DTD 12/08/1995

Account Number
 Statement Period
 December 1-31, 2020

Bank Sweep for Benefit Plans Activity

Transaction Date	Transaction	Description	Withdrawal	Deposit	Balance ^{A,B}
Opening Balance ^{A,B}					
12/01/20	Auto Transfer	BANK CREDIT FROM BROKERAGE ^A			20,586.43
12/11/20	Auto Transfer	BANK CREDIT FROM BROKERAGE ^A		1,139.99	21,706.42
12/15/20	Interest Paid ^{A,B}	BANK INTEREST - CHARLES SCHWAB BANK		402.75	22,109.17
12/15/20	Auto Transfer	BANK TRANSFER TO BROKERAGE	0.17		22,109.34
12/17/20	Auto Transfer	BANK CREDIT FROM BROKERAGE ^A		0.17	22,109.17
12/21/20	Auto Transfer	BANK CREDIT FROM BROKERAGE ^A		680.32	22,109.34
12/29/20	Auto Transfer	BANK CREDIT FROM BROKERAGE ^A		18.87	22,789.66
12/31/20	Auto Transfer	BANK CREDIT FROM BROKERAGE ^A		4,240.27	22,808.53
Total Activity					0.17
Ending Balance ^{A,B}					27,048.80

Bank Sweep for Benefit Plans: Interest Rate as of 12/31/20 was 0.01%. ^B

Endnotes For Your Account

- Symbol** Endnote Legend
- 0** Dividends paid on this security will be automatically reinvested.
 - A** Bank Sweep deposits are held at FDIC-insured bank(s) ("Banks") that are affiliated with Charles Schwab & Co., Inc.
 - B** For Bank Sweep and Bank Sweep for Benefit Plans features, interest is paid for a period that differs from the Statement Period. Balances include interest paid as indicated on your statement by Schwab or one or more of its affiliated banks. These balances do not include interest that may have accrued during the Statement Period after interest is paid. The interest paid may include interest that accrued in the prior Statement Period.

Schwab has provided accurate gain and loss information wherever possible for most investments. Cost basis data may be incomplete or unavailable for some of your holdings. Please see "Endnotes for Your Account" section for an explanation of the endnote codes and symbols on this statement.

Attachment C: Fauci 2020 278e Report, Section 6



Schwab One® Trust Account of
ANTHONY S FAUCI TTEE
ANTHONY S FAUCI REVOCABLE TR
U/A DTD 03/19/2014

Account Number
Statement Period
December 1-31, 2020

Need help reading this statement?
Visit www.schwab.com/StatementUserGuide for more information.

Your Independent Investment Manager and/or Advisor

CIBC PRIVATE WEALTH ADVRS, INC
1201 F ST NW STE 900
WASHINGTON DC 20004-1223
1 (202) 783-4144

The custodian of your brokerage account is: Charles Schwab & Co., Inc.
This report is provided by Schwab. Except as noted in the terms and conditions, your investment
Manager and/or Advisor is independently owned and operated and not an affiliate with Schwab. For
questions about this statement, or if there is a change in your financial situation, investment objectives,
or risk profile, please contact your independent investment Manager and/or Advisor.

Table of Contents	Page
Terms and Conditions.....	2
Change in Account Value.....	4
Asset Composition.....	4
Gain or (Loss) Summary.....	5
Income Summary.....	5
Cash Transactions Summary.....	5
Investment Detail.....	6
Transaction Detail.....	8
Money Market Fund (Sweep) Detail.....	11
Endnotes For Your Account.....	11

ANTHONY S FAUCI TTEE
ANTHONY S FAUCI REVOCABLE TR
U/A DTD 03/19/2014



PRIVATE WEALTH
MANAGEMENT

Your Independent Investment Advisor is not affiliated with or an agent of
Schwab and Schwab does not supervise or endorse your Advisor.
Page 1 of 11



Schwab One® Trust Account of
ANTHONY S FAUCI TTEE
ANTHONY S FAUCI REVOCABLE TR
U/A DTD 03/19/2014

Terms and Conditions

This Account statement is furnished solely by Charles Schwab & Co., Inc. ("Schwab") for your Account at Schwab ("Account"). Schwab Institutional is a division of Charles Schwab & Co., Inc., and provides back office brokerage and related services to investment advisors and retirement plan providers. Unless otherwise defined herein, capitalized terms have the same meanings as in your Account Agreement. Schwab is a registered broker-dealer and is not affiliated with your investment Advisor whose name appears on this statement ("Advisors"), except in the case of Charles Schwab Investment Advisory, Inc. ("CSI/A"). Schwab Private Client Investment Advisory, Inc. ("SPCIA"), or an affiliated company that may act as the investment advisor on a fund, Advisors are independently owned and operated. Schwab neither endorses nor recommends any particular Advisor or its investment strategy and has no responsibility to monitor trading by any Advisor in your Account. Schwab has not verified any statement accompanying any Advisor's logo appearing on this statement. Advisors provide investment advisory services for your Account. Schwab provides brokerage and custody services for your Account. Schwab has agreements with Advisors—each of which Schwab provides Advisors with institutional trading, custody and related services, and products. Not all of these products and services may benefit your Account, and Schwab may provide them to Advisors on the Advisor's commitment to place a certain amount of its clients' assets in brokerage accounts at Schwab within a certain period of time. This commitment could influence an Advisor's recommendation or requirement that its clients establish brokerage accounts at Schwab.

GENERAL INFORMATION AND KEY TERMS:

If you receive any other communication from any source other than Schwab which purports to represent your holdings at Schwab (including balances held at a Depository Institution) you should verify its content with this statement.
AIIP (Automatic Investment Plan) Customers: Schwab receives remuneration in connection with certain transactions effected through Schwab. If you participate in a systematic investment program through Schwab, the additional information normally detailed on a trade confirmation will be provided upon request.
Average Daily Balance: Average daily composite of all cash balances that earn interest and all loans from Schwab that are charged interest.
Bank Sweep and Bank Sweep for Benefit Plans Features: Schwab acts as your agent and custodian in establishing and maintaining your Bank Sweep and Bank Sweep for Benefit Plans features as a Schwab Cash feature for your brokerage account. Deposit accounts constitute direct obligations of banks affiliated with Schwab and are not obligations of Schwab. Bank deposit accounts are insured by the FDIC within applicable limits. The balance in the bank deposit accounts can be withdrawn on your order and the proceeds returned to your securities account or remitted to you as provided in your Account Agreement. For information on FDIC insurance and its limits, as well as other important disclosures about the Bank Sweep and Bank Sweep for Benefit Plans features, please refer to the Cash Features Disclosure Statement available online or from a Schwab representative.
Cash: Any Free Credit Balance owed by us to you payable upon demand which, although accounted for on our books of record, is not

segregated and may be used in the conduct of this Firm's business.
Current Yield: Annual dividend paid on an equity divided by the current market price.

Dividend Reinvestment Customers: Dividend reinvestment transactions were effected by Schwab acting as a principal for its own account, except for the reinvestment of Schwab dividends, for which an independent broker-dealer acted as the buying agent. Further information on these transactions will be furnished upon written request.

Estimated Annual Income: Estimated annual income is derived from information provided by outside parties. Schwab cannot guarantee the accuracy of such information. Since the interest and dividends are subject to change at any time, they should not be relied upon exclusively for making investment decisions.
Fees and Charges: For those fees described in the statement as "Fee to Advisor", as authorized by you, Schwab debited your Account to pay the fees as instructed by your Advisor. It is your responsibility, and not Schwab's, to verify the accuracy of the fees. Margin interest charged to your Account during the statement period is included in this section of the statement.

Interest: For the Schwab One Interest, Bank Sweep, and Bank Sweep for Benefit Plans features, interest is paid for a period that differs from the Statement Period. Balances include interest paid as indicated on your statement by Schwab or one or more of its affiliated banks. These balances do not include interest that may have accrued during the Statement Period after interest is paid. The interest paid may include interest that accrued in the prior Statement Period. For the Schwab One Interest feature, interest accrues daily from the second-to-last business day of the prior month and is posted on the second-to-last business day from the 16th day of the prior month and is credited/posted on the first business day after the 15th of the current month.
Free Credit Balances: The interest that Schwab calculates for the free credit balances in the Schwab One Interest feature in your brokerage account is less than \$,005; you will not accrue any interest on that day. For balances held at banks affiliated with Schwab in the Bank Sweep and Bank Sweep for Benefit Plans features, interest will accrue even if the amount is less than \$,005.

Margin Account Customers: This is a combined statement of your margin account and special memorandum account maintained for you under Section 220.2 of Regulation T, issued by the Board of Governors of the Federal Reserve System. The permanent record of the separate account as required by Regulation T is available for your inspection. Securities purchased on margin are Schwab's collateral for the loan to you. It is important that you fully understand the risks involved in trading securities on margin. These risks include:
• You can lose more funds than you deposit in the margin account.
• Schwab can force the sale of securities or other assets in any of your account(s) to maintain the required account equity without contacting you.
• You are not entitled to choose which assets are liquidated nor are you entitled to an extension of time on a margin call.
• Schwab can increase its "house" maintenance margin requirements at any time without advance written notice to you.

Market Price: The most recent price evaluation available to Schwab on the last business day of the report period, normally the last trade

Account Number

Statement Period
December 1-31, 2020

price or bid as of market close. Untraded securities denote that no market evaluation update is currently available. Price evaluations are obtained from outside parties. Schwab shall have no responsibility for the accuracy or timeliness of any such valuations. Pricing of assets not held at Schwab is for informational purposes only. Some securities, especially thinly traded equities in the OTC market or foreign markets, may not report the most current price and are indicated as Stale Priced. For Limited Partnerships and Real Estate Investment Trust (REIT) securities, you may see that the value reflected on your monthly account statement for this security is untraded. NASD rules require that certain Limited Partnerships (direct participation programs) and Real Estate Investment Trust (REIT) securities, that have not been priced within 18 months, must show as untraded on customer statements. Note that these securities are generally illiquid, the value of the securities will be different than its purchase price, and, if applicable, that accurate valuation information may not be available.
Market Value: The Market Value is computed by multiplying the Market Price by the Quantity of Shares. This is the dollar value of your present holdings in your specified Schwab Account or a summary of the Market Value summed over multiple accounts.

Non-Publicly Traded Securities: All assets shown on this statement, other than certain direct investments which may be held by a third party, are held in your Account. Values of certain Non-Publicly Traded Securities may be furnished by a third party as provided by Schwab's Account Agreement. Schwab shall have no responsibility for the accuracy or timeliness of such valuations. The Securities Investor Protection Corporation (SIPC) does not cover many limited partnership interests.

Option Customers: Be aware of the following: 1) Commissions and other charges related to the execution of option transactions have been included in confirmations of such transactions previously furnished to you and will be made available promptly upon request; 2) You should advise us promptly of any material changes in your investment objectives or financial situation; 3) Exercise assignment notices for the option contracts are allocated among customer short positions pursuant to an automated procedure which randomly selects from among all customer short option positions those contracts which are subject to exercise, including positions established on the day of assignment; 4) Realized gain/loss of underlying securities is adjusted to reflect the premiums of assigned or exercised options. Please consult your tax advisor or IRS publication 550, Investment Income and Expenses, for additional information on Options.

Schwab Sweep Money Funds: Includes the primary money market funds into which Free Credit Balances may be automatically invested pursuant to your Account Agreement, Schwab or an affiliate agent, and receives compensation as the Investment Advisor, Transfer Agent, Shareholder, Service Agent and Distributor for the Schwab Sweep Money Funds. The amount of such compensation is disclosed in the prospectus. The yield information for Schwab Sweep Money Funds is the current 7-day yield as of the statement period. Yields vary. If on any given day, the accrued daily dividend for your selected sweep money fund is calculated for your account is less than 1/2 of 1 cent (\$0.005), your account will not earn a dividend for that day. In addition, if you do not accrue at least 1 daily dividend of \$0.01 during



Schwab One® Trust Account of
ANTHONY S FAUCI TTEE
ANTHONY S FAUCI REVOCABLE TR
 U/A DTD 03/19/2014

Account Number

Statement Period
 December 1-31, 2020

Terms and Conditions (continued)

a pay period, you will not receive a money market dividend for that period. Schwab and the Schwab Sweep Money Funds investment advisor may be voluntarily reducing a portion of a Schwab Sweep Money Fund's expenses. Without these reductions, yields would have been lower.

Securities Products and Services: Securities products and services are offered by Charles Schwab & Co., Inc., Member SIPC. Securities products and services, including unswept intraday funds and net credit balances held in brokerage accounts are not deposits or other obligations of, or guaranteed by, any bank, are not FDIC insured, and are subject to investment risk and may lose value. SIPC does not cover balances held at banks affiliated with Schwab in the Bank Sweep and Bank Sweep for Benefit Plans features.

Short Positions: Securities sold short will be identified through an "S" in Investment Detail. The market value of these securities will be expressed as a debit and be netted against any long positions in Total Account Value.

Yield to Maturity: This is the actual average annual return on a note if held to maturity.

Gain (or Loss): Unrealized Gain or (Loss) and Realized Gain or (Loss) sections ("Gain/Loss Sections") contain a gain or a loss summary of your Account. This information has been provided on this statement at the request of your Advisor. This information is not a solicitation or a recommendation to buy or sell. It may, however, be helpful for investment and tax planning strategies. Schwab does not provide tax advice and encourages you to consult with your tax professional. Please view the Cost Basis Disclosure Statement for additional information on how gain (or loss) is calculated and how Schwab reports adjusted cost basis information to the IRS.

Accrued Income: Accrued income is the sum of the total accrued interest and/or accrued dividends on positions held in your Account, but the interest and/or dividends have not been received into your account. Schwab makes no representation that the amounts shown (or any other amount) will be received. Accrued amounts are not covered by SIPC account protection until actually received and held in the Account.

Address Changes: If you fail to notify Schwab in writing of any change of address or phone number, you may not receive important notifications about your Account, and trading or other restrictions might be placed on your Account.

Additional Information:
 We are required by law to report to the Internal Revenue Service adjusted cost basis information (if applicable), certain payments to you and credits to your Account during the calendar year. Retain this statement for income tax purposes. A financial statement for your inspection is available at Schwab's offices or a copy will be mailed to you upon written request. Any third party trademarks appearing herein are the property of their respective owners. Schwab and Charles Schwab Bank are affiliates of each other and subsidiaries of the Charles Schwab Corporation.
 (1017-7MAX)

IN CASE OF ERRORS OR DISCREPANCIES: If you find an error or discrepancy relating to your brokerage activity (other than an electronic fund transfer) you must notify us promptly, but no later than 10 days after this statement is sent or made available to you. If this statement shows that we have mailed or delivered security certificate(s) that you have not received, notify Schwab immediately. You may call us at 800-515-2157. Any oral communications should be re-confirmed in writing to further protect your rights, including rights under the Securities Investor Protection Act (SIPA). If you do not so notify us, you agree that the statement activity and Account balance are correct for all purposes with respect to those brokerage transactions.

IN CASE OF COMPLAINTS: If you have a complaint regarding your Schwab statement, products or services, please write to the Client Advocacy Team at Charles Schwab & Co., Inc., Attention: Client Advocacy Team, 211 Main St., San Francisco, CA 94105, USA, or call Schwab Signature Alliance at 800-515-2157.



Schwab One® Trust Account of
ANTHONY S FAUCI TTEE
ANTHONY S FAUCI REVOCABLE TR
 U/A DTD 03/19/2014

Account Number
 Statement Period
 December 1-31, 2020

Account Value as of 12/31/2020: \$ 5,295,898.92

	This Period	Year to Date	Account Value [in Thousands]
Change in Account Value			
Starting Value	\$ 4,897,486.87	\$ 4,655,570.16	
Credits	96,727.26	154,687.33	5700
Debits	0.00	(23,528.49)	4750
Transfer of Securities (In/Out)	246,666.84	246,666.84	3800
Income Reinvested	(74,390.23)	(80,191.80)	2850
Change in Value of Investments	129,408.18	342,694.88	1900
Ending Value on 12/31/2020	\$ 5,295,898.92	\$ 5,295,898.92	950
Total Change in Account Value	\$ 398,412.05	\$ 640,328.76	0

Asset Composition	Market Value	% of Account Assets
Cash and Money Market Funds	\$ 104,406.21	2%
[Sweep]	1,198,517.20	23%
Bond Funds	3,992,975.51	75%
Equity Funds	\$ 5,295,898.92	
Total Assets Long	\$ 5,295,898.92	
Total Account Value	\$ 5,295,898.92	100%



**PRIVATE WEALTH
 MANAGEMENT**



Schwab One® Trust Account of
ANTHONY S FAUCI TTEE
ANTHONY S FAUCI REVOCABLE TR
 U/A DTD 03/19/2014

Account Number

Statement Period
 December 1-31, 2020

Gain or (Loss) Summary

All Investments

Values may not reflect all of your gains/losses. Cost basis may change and be adjusted in certain cases. Statement information should not be used for tax preparation, instead refer to official tax documents. For additional gain or (loss) information refer to Terms and Conditions.

	Realized Gain or (Loss) This Period		Unrealized Gain or (Loss)	
	Short Term	Long Term	Short Term	Long Term
	\$0.00	\$0.00		\$1,123,920.57
Income Summary				
Money Funds Dividends	0.00	1.06	0.00	354.84
Cash Dividends	1,555.37	25,526.62	20,295.79	58,152.49
Total Capital Gains Distributions	0.00	69,644.21	0.00	69,644.21
Total Income	1,555.37	95,171.89	20,295.79	128,151.54

¹Certain income in this category may qualify for state tax exemption; consult your tax advisor.

Cash Transactions Summary

	This Period	Year to Date
Starting Cash*		
Deposits and other Cash Credits	\$ 82,066.12	\$ 82,610.22
Investments Sold	0.00	6,240.00
Dividends and Interest	0.00	1,055,564.11
Withdrawals and other Debits	96,727.26	148,447.33
Investments Purchased	0.00	0.00
Fees and Charges	(74,389.17)	(1,164,926.96)
Total Cash Transaction Detail	0.00	(23,528.49)
	22,338.09	21,795.99
Ending Cash*	\$ 104,406.21	\$ 104,406.21

*Cash (includes any cash debit balance) held in your account plus the value of any cash invested in a sweep money fund.

Schwab has provided accurate gain and loss information wherever possible for most investments. Cost basis data may be incomplete or unavailable for some of your holdings. Please see "Endnotes for Your Account" section for an explanation of the endnote codes and symbols on this statement.



Schwab One® Trust Account of
ANTHONY S FAUCI TTEE
ANTHONY S FAUCI REVOCABLE TR
 U/A DTD 03/19/2014

Account Number
 Statement Period
December 1-31, 2020

Investment Detail - Cash and Money Market Funds [Sweep]

		Starting Balance	Ending Balance	% of Account Assets
Cash		2,421.97	2,836.33	<1%
Total Cash		2,421.97	2,836.33	<1%
Money Market Funds [Sweep]	Quantity	Market Price	Market Value	% of Account Assets
SCHWAB GOVT MONEY FUND: SWGXX	101,569,8800	1.0000	101,569.88	2%
Total Money Market Funds [Sweep]			101,569.88	2%
Total Cash and Money Market Funds [Sweep]			104,406.21	2%

Investment Detail - Mutual Funds

	Quantity	Market Price	Market Value	Cost Basis	Unrealized Gain or (Loss)	% of Account Assets
Bond Funds						
PIMCO INVESTMENT GRADE C REDIT BOND INSTL SYMBOL: PIGIX	38,439,3710	11.29000	433,980.50	409,054.70	24,925.80	8%
T. ROWE PRICE SUMMIT MUN ICPAL INTM INV SYMBOL: PRSMX	61,705,9480	12.39000	764,536.70	723,042.35	41,494.35	14%
Total Bond Funds	100,145,3190		1,198,517.20	1,132,097.05	66,420.15	23%

Schwab has provided accurate gain and loss information wherever possible for most investments. Cost basis data may be incomplete or unavailable for some of your holdings. Please see "Endnotes for Your Account" section for an explanation of the endnote codes and symbols on this statement.



Schwab One® Trust Account of
 ANTHONY S FAUCI TTEE
 ANTHONY S FAUCI REVOCABLE TR
 U/A DTD 03/19/2014

Account Number

Statement Period
 December 1-31, 2020

Investment Detail - Mutual Funds (continued)

Equity Funds	Quantity	Market Price	Market Value	Cost Basis	Unrealized Gain or (Loss)	% of Account Assets
CIBC ATLAS DISCIPLINED E QUITY INSTL SYMBOL: AWEIX	71,318.1620	26.41000	1,883,512.66	1,163,836.87	719,675.79	36%
CIBC ATLAS INCOME OPPORT UNITES INSTL SYMBOL: AWIIX	24,290.5390	14.06000	341,524.98	250,888.24	90,636.74	6%
CIBC ATLAS MID CAP EQUIT Y INSTITUTIONAL SYMBOL: AWMIX	14,755.5330	20.14000	297,176.43	189,044.19	108,132.24	6%
COHEN & STEERS PREFERRED SEC & INC I SYMBOL: CPXIX	22,122.4310	14.41000	318,784.23	306,729.76	12,054.47	6%
JPMORGAN MID CAP VALUE L SYMBOL: FLMVX	5,503.2490	36.94000	203,290.02	186,076.01	17,214.01	4%
MATTHEWS PACIFIC TIGER I NSTL SYMBOL: MIPTX	8,587.6680	34.90000	299,709.61	265,642.20	34,067.41	6%
MFS INSTL INTERNATIONAL EQUITY SYMBOL: MEIX	7,215.1240	30.64000	221,071.40	200,485.05	20,586.35	4%
VANGUARD EMERGING MKTS S TOCK IDX ADM SYMBOL: VEMAX	4,142.5020	41.68000	172,659.48	150,015.00	22,644.48	3%
VANGUARD SMALL CAP INDEX ADM SYMBOL: VSMAX	1,225.4900	93.22000	114,240.18	85,015.00	29,225.18	2%

Schwab has provided accurate gain and loss information wherever possible for most investments. Cost basis data may be incomplete or unavailable for some of your holdings. Please see "Endnotes for Your Account" section for an explanation of the endnote codes and symbols on this statement.



Schwab One® Trust Account of
 ANTHONY S FAUCI TTEE
 ANTHONY S FAUCI REVOCABLE TR
 U/A DTD 03/19/2014

Account Number
 Statement Period
 December 1-31, 2020

Investment Detail - Mutual Funds (continued)

Equity Funds (continued)	Quantity	Market Price	Market Value	Cost Basis	Unrealized Gain or (Loss)	% of Account Assets
VERSUS CAP MULTI-MAN SYMBOL: VCMIX	1,513.4850	27.25000	41,242.47	41,265.45	(22.98)	<1%
VERSUS CAP REAL ASSETS F D LLC UNIT LTD PARTN SYMBOL: VCRRX	3,932.3630	25.37000	99,764.05	96,477.32	3,286.73	2%
Total Equity Funds	164,606.5460		3,992,975.51	2,935,475.09	1,057,500.42	75%
Total Mutual Funds	264,751.8650		5,191,492.71	4,067,572.14	1,123,920.57	98%

Total Investment Detail 5,295,898.92
Total Account Value 5,295,898.92
Total Cost Basis 4,067,572.14

Transaction Detail - Purchases & Sales

Bond Funds Activity

Settle Date	Trade Date	Transaction	Description	Quantity	Unit Price	Total Amount
12/08/20	12/08/20	Reinvested Shares	T. ROWE PRICE SUMMIT MUN ICIPAL INTM INV. PRSMX	0.4990	12.3700	(6.17)
12/09/20	12/09/20	Reinvested Shares	PIMCO INVESTMENT GRADE C REDIT BOND INSTL. PIGIX	150.6590	11.2000	(1,687.38)
Total Bond Funds Activity						(1,693.55)

Schwab has provided accurate gain and loss information wherever possible for most investments. Cost basis data may be incomplete or unavailable for some of your holdings. Please see the Endnotes for "Your Account" section for an explanation of the endnote codes and symbols on this statement. Page 8 of 11



Schwab One® Trust Account of
ANTHONY S FAUCI TTEE
ANTHONY S FAUCI REVOCABLE TR
 U/A DTD 03/19/2014

Account Number
 Statement Period
December -1-31, 2020

Transaction Detail - Purchases & Sales (continued)

Equity Funds Activity

Sell Date	Trade Date	Transaction	Description	Quantity	Unit Price	Total Amount
12/10/20	12/10/20	Reinvested Shares	MFS INSTL INTERNATIONAL EQUITY: MIEIX	15.7000	29.9400	(470.05)
12/11/20	12/11/20	Reinvested Shares	JPMORGAN MID CAP VALUE L: FLMVX	336.6770	36.8900	(12,420.03)
12/16/20	12/16/20	Reinvested Shares	MATTHEWS PACIFIC TIGER I NSTL: MIPTX	103.4200	33.5700	(3,471.82)
12/16/20	12/16/20	Reinvested Shares	MATTHEWS PACIFIC TIGER I NSTL: MIPTX	362.0910	33.5700	(12,155.38)
12/17/20	12/17/20	Reinvested Shares	COHEN & STEERS PREFERRED SEC & INC I: CPXIX	88.1680	14.3700	(1,266.97)
12/22/20	12/22/20	Reinvested Shares	CIBC ATLAS DISCIPLINED E QUITY INSTL: AWEIX	1,373.0950	26.0200	(35,727.94)
12/22/20	12/22/20	Reinvested Shares	CIBC ATLAS MID CAP EQUIT Y INSTITUTIONAL: AWMIX	359.8910	19.9600	(7,183.43)
Total Equity Funds Activity						(72,695.62)
Total Purchases & Sales						(74,389.17)

Transaction Detail - Transfers

Sell Date	Trade Date	Transaction	Description	Quantity	Unit Price	Total Amount
12/08/20	12/08/20	Journalized Shares	CIBC ATLAS DISCIPLINED EQUITY INSTL: AWEIX	9,241.9200	26.6900	246,666.84
Total Transfers						246,666.84

Schwab has provided accurate gain and loss information wherever possible for most investments. Cost basis data may be incomplete or unavailable for some of your holdings. Please see "Endnotes for Your Account" section for an explanation of the endnote codes and symbols on this statement.



Schwab One® Trust Account of
ANTHONY S FAUCI TTEE
ANTHONY S FAUCI REVOCABLE TR
 U/A DTD 03/19/2014

Account Number

Statement Period
 December 1-31, 2020

Transaction Detail - Dividends & Interest (including Money Market Fund dividends reinvested)

Transaction Date	Process Date	Activity	Description	Credit/(Debit)
12/08/20	12/08/20	Stlm Cap Gn Rein	T. ROWE PRICE SUMMIT MUN: PRSMX	6.17
12/09/20	12/09/20	LT Cap Gain Rein	PIMCO INVESTMENT GRADE C: PIGIX	1,687.38
12/10/20	12/10/20	LT Cap Gain Rein	MFS INSTL INTERNATIONAL: MIEIX	470.05
12/10/20	12/10/20	Cash Dividend	MFS INSTL INTERNATIONAL: MIEIX	1,737.80
12/11/20	12/11/20	LT Cap Gain Rein	JPMORGAN MID CAP VALUE L: FLWVX	12,420.03
12/16/20	12/16/20	Cash Dividend	MATTHEWS PACIFIC TIGER I: MIPTX	1,017.06
12/16/20	12/16/20	LT Cap Gain Rein	MATTHEWS PACIFIC TIGER I: MIPTX	12,155.38
12/16/20	12/16/20	Stlm Cap Gn Rein	MATTHEWS PACIFIC TIGER I: MIPTX	3,471.82
12/17/20	12/17/20	Div For Reinvest	COHEN & STEERS PREFERRED: CPXIX	1,266.97
12/18/20	12/18/20	Cash Dividend	JPMORGAN MID CAP VALUE L: FLWVX	2,484.61
12/18/20	12/18/20	Cash Dividend	VANGUARD EMERGING MKTS S: VEMAX	1,018.23
12/22/20	12/22/20	LT Cap Gain Rein	CIBC ATLAS DISCIPLINED E: AWEIX	35,727.94
12/22/20	12/22/20	LT Cap Gain Rein	CIBC ATLAS MID CAP EQUIT: AWMIX	7,183.43
12/23/20	12/23/20	Cash Dividend	VANGUARD SMALL CAP INDEX: VSMAX	524.51
12/28/20	12/28/20	Cash Dividend	PIMCO INVESTMENT GRADE C: PIGIX	23.06
12/30/20	12/30/20	Cash Dividend	CIBC ATLAS DISCIPLINED E: AWEIX	11,097.11
12/30/20	12/30/20	Cash Dividend	CIBC ATLAS INCOME OPPORT: AWIIX	1,598.32
12/31/20	12/31/20	Cash Dividend	PIMCO INVESTMENT GRADE C: PIGIX	1,280.95
12/31/20	12/31/20	Short Term Cap Gn	SCHWAB GOVT MONEY FUND: SWGXX	0.01
12/31/20	12/31/20	Dividend	SCHWAB GOVT MONEY FUND: SWGXX	1.06
12/31/20	12/31/20	Cash Dividend	T. ROWE PRICE SUMMIT MUN: PRSMX	1,555.37
Total Dividends & Interest				96,727.26

Total Transaction Detail

269,004.93

Schwab has provided accurate gain and loss information wherever possible for most investments. Cost basis data may be incomplete or unavailable for some of your holdings. Please see "Endnotes for Your Account" section for an explanation of the endnote codes and symbols on this statement.



Schwab One® Trust Account of
ANTHONY S FAUCI TTEE
ANTHONY S FAUCI REVOCABLE TR
 U/A DTD 03/19/2014

Account Number
 Statement Period
 December 1-31, 2020

Money Market Fund (Sweep) Detail

SCHWAB GOVT MONEY FUND Activity

Sell Date	Transaction	Quantity	Unit Price	Purchase/Debit	Sale/Credit
Opening # of Shares: 79,646.1500					
12/01/20	Purchased	2,421.9700	1.0000	2,421.97	
12/11/20	Purchased	1,737.8000	1.0000	1,737.80	
12/17/20	Purchased	1,017.0600	1.0000	1,017.06	
12/21/20	Purchased	3,502.8400	1.0000	3,502.84	
12/24/20	Purchased	524.5100	1.0000	524.51	
12/29/20	Purchased	23.0600	1.0000	23.06	
12/31/20	Purchased	12,695.4300	1.0000	12,695.43	
12/31/20	Dividend	1.0600	1.0000		1.06
Closing # of Shares: 101,569.8800					
Total SCHWAB GOVT MONEY FUND Activity				21,923.73	

Total Money Market Fund (Sweep)

21,923.73

SCHWAB GOVT MMF Average Yield For The Most Recent Pay Period: 0.01%, 7-Day Yield: 0.01%

Endnotes For Your Account

Symbol Endnote Legend

◊ Dividends paid on this security will be automatically reinvested.

Schwab has provided accurate gain and loss information wherever possible for most investments. Cost basis data may be incomplete or unavailable for some of your holdings. Please see "Endnotes for Your Account" section for an explanation of the endnote codes and symbols on this statement.



Attachment D: Fauci 2020 278e Report, Section 5

Schwab One® Trust Account of
TTEE
SPOUSE
U/A DTD 03/19/2014

REVOCABLE TR

Account Number

Statement Period
December 1-31, 2020

Need help reading this statement?
Visit www.schwab.com/StatementUserGuide for more information.

Your Independent Investment Manager and/or Advisor

CIBC PRIVATE WEALTH ADVRS, INC
1201 F ST NW STE 900
WASHINGTON DC 20004-1223
1 (202) 783-4144

The custodian of your brokerage account is: Charles Schwab & Co., Inc.
This report is provided by Schwab. Except as noted in the terms and conditions, your Investment Manager and/or Advisor is independently owned and operated and not an affiliate with Schwab. For questions about this statement, or if there is a change in your financial situation, investment objectives, or risk profile, please contact your Independent Investment Manager and/or Advisor.

Table of Contents	Page
Terms and Conditions.....	2
Change in Account Value.....	4
Asset Composition.....	4
Gain or (Loss) Summary.....	5
Income Summary.....	5
Cash Transactions Summary.....	5
Investment Detail.....	6
Transaction Detail.....	8
Money Market Fund (Sweep) Detail.....	9

SPOUSE TTEE
U/A DTD 03/19/2014 REVOCABLE TR



PRIVATE WEALTH
MANAGEMENT

Terms and Conditions

This Account statement is furnished solely by Charles Schwab & Co., Inc. ("Schwab") for your Account at Schwab ("Account"). Schwab Institutional is a division of Charles Schwab & Co., Inc., and provides back office brokerage and related services to investment advisors and retirement plan providers. Unless otherwise defined herein, capitalized terms have the same meanings as in your Account Agreement. Schwab is a registered broker-dealer and is not affiliated with your investment Advisor whose name appears on this statement ("Advisor"), except in the case of Charles Schwab Investment Advisory, Inc. ("CSIA"), Schwab Private Client Investment Advisory, Inc. ("SPCIA"), or an affiliated company that may act as the investment advisor on a fund. Advisors are independently owned and operated. Schwab neither endorses nor recommends any particular Advisor or its investment strategy and has no responsibility to monitor trading by any Advisor in your Account. Schwab has not verified any statement accompanying any Advisor's logo appearing on this statement. Schwab provides brokerage and custody services for your Account. Schwab has agreements with Advisors under which Schwab provides Advisors with institutional trading, custody and related services, and products. Not all of these products and services may benefit your Account, and Schwab may provide them to Advisors on the Advisor's commitment to place a certain amount of its clients' assets in brokerage accounts at Schwab within a certain period of time. This commitment could influence an Advisor's recommendation or requirement that its clients establish brokerage accounts at Schwab.

GENERAL INFORMATION AND KEY TERMS:

If you receive any other communication from any source other than Schwab which purports to represent your holdings at Schwab (including balances held at a Depository Institution) you should verify its content with this statement.

AI/P (Automatic Investment Plan) Customers: Schwab receives authorization in connection with certain transactions effected through Schwab. If you participate in a systematic investment program through Schwab, the additional information normally detailed on a trade confirmation will be provided upon request.

Average Daily Balance: Average daily composite of all cash balances that earn interest and all loans from Schwab that are charged interest. Bank Sweep and Bank Sweep for Benefit Plans features:

Schwab acts as your agent and custodian in establishing and maintaining your Bank Sweep and Bank Sweep for Benefit Plans features as a Schwab Cash feature for your brokerage account. Deposit accounts constitute direct obligations of banks affiliated with Schwab and are not obligations of Schwab. Bank deposit accounts are insured by the FDIC within applicable limits. The balance in the bank deposit accounts can be withdrawn on your order and the proceeds returned to your securities account or remitted to you as provided in your Account Agreement. For information on FDIC insurance and its limits, as well as other important disclosures about the Bank Sweep and Bank Sweep for Benefit Plans features, please refer to the Cash Features Disclosure Statement available online or from a Schwab representative.

Cash: Any Free Credit Balance owed by us to you payable upon demand which, although accounted for on our books of record, is not

segregated and may be used in the conduct of this firm's business. Current Yield: Annual dividend paid on an equity divided by the current market price.

Dividend Reinvestment Customers: Dividend reinvestment transactions were effected by Schwab acting as a principal for its own account, except for the reinvestment of Schwab dividends, for which an independent broker-dealer acted as the buying agent. Further information on these transactions will be furnished upon written request.

Estimated Annual Income: Estimated annual income is derived from information provided by outside parties. Schwab cannot guarantee the accuracy of such information. Since the interest and dividends are subject to change at any time, they should not be relied upon exclusively for making investment decisions.

Fees and Charges: For those fees described in the statement as "Fee to Advisor", as authorized by you, Schwab debited your Account to pay the fees as instructed by your Advisor. It is your responsibility, and not Schwab's, to verify the accuracy of the fees. Margin interest charged to your Account during the statement period is included in this section of the statement.

Interest: For the Schwab One Interest, Bank Sweep, and Bank Sweep for Benefit Plans features, interest is paid for a period that differs from the Statement Period. Balances include interest paid as indicated on your statement by Schwab or one or more of its affiliated banks. These balances do not include interest that may have accrued during the Statement Period after interest is paid. The interest paid may include interest that accrued in the prior Statement Period. For the Schwab One Interest feature, interest accrues daily from the second-to-last business day of the prior month and is posted on the second-to-last business day of the current month. For the Bank Sweep feature, interest accrues daily from the 16th day of the prior month and is credited/posted on the first business day after the 15th of the current month.

If, on any given day, the interest that Schwab calculates for the Free Credit Balances in the Schwab One Interest feature in your brokerage account is less than \$,005, you will not accrue any interest on that day. For balances held at banks affiliated with Schwab in the Bank Sweep and Bank Sweep for Benefit Plans features, interest will accrue even if the amount is less than \$,005.

Margin Account Customers: This is a combined statement of your margin account and special memorandum account maintained for you under Section 220.5 of Regulation T issued by the Board of Governors of the Federal Reserve System. The permanent record of the separate account as required by Regulation T is available for your inspection.

Securities purchased on margin are Schwab's collateral for the loan to you. It is important that you fully understand the risks involved in trading securities on margin. These risks include:

- You can use more funds than you deposit in the margin account.
 - Schwab can force the sale of securities or other assets in any of your accounts(s) to maintain the required account equity without contacting you.
 - You are not entitled to choose which assets are liquidated nor are you entitled to an extension of time on a margin call.
 - Schwab can without advance written notice to you at any time, increase its "house" maintenance margin requirements.
- Market Price:** The most recent price evaluation available to Schwab on the last business day of the report period, normally the last trade

price or bid as of market close. Unpriced securities denote that no market evaluation update is currently available. Price evaluations are obtained from outside parties. Schwab shall have no responsibility for the accuracy or timeliness of any such valuations. Pricing of assets not held at Schwab is for informational purposes only. Some securities, especially thinly traded equities in the OTC market or foreign markets, may not report the most current price and are indicated as Stale Priced. For Limited Partnerships and Real Estate Investment Trust (REIT) securities, you may see that the value reflected on your monthly account statement for this security is unpriced. NASD rules require that certain Limited Partnerships (direct participation programs) and Real Estate Investment Trust (REIT) securities that have not been priced within 18 months, must show as unpriced on customer statements. Note that these securities are generally illiquid, the value of the securities will be different than its purchase price, and, if applicable, that accurate valuation information may not be available.

Market Value: The Market Value is computed by multiplying the Market Price by the Quantity of Shares. This is the dollar value of your present holdings in your specified Schwab Account or a summary of the Market Value summed over multiple accounts.

Non-Publicly Traded Securities: All assets shown on this statement, other than certain direct investments which may be held by a third party, are held in your Account. Values of certain Non-Publicly Traded Securities may be furnished by a third party as provided by Schwab's Account Agreement. Schwab shall have no responsibility for the accuracy or timeliness of such valuations. The Securities Investor Protection Corporation (SIPC) does not cover many limited partnership interests.

Option Customers: Be aware of the following: 1) Commissions and other charges related to the execution of option transactions have been included in confirmations of such transactions previously furnished to you and will be made available promptly upon request. 2) You should advise us promptly of any material changes in your investment objectives or financial situation. 3) Exercise assignment notices for the option contracts are allocated among customer short positions pursuant to an automated procedure which randomly selects from among all customer short option positions those contracts which are subject to exercise, including positions established on the day of assignment. 4) Realized gain/loss of underlying securities is adjusted to reflect the premiums of assigned or exercised options. Please consult your tax advisor or IRS publication 559, Investment Income and Expenses, for additional information on Options.

Schwab Sweep Money Funds: Includes the primary money market funds into which Free Credit Balances may be automatically invested pursuant to your Account Agreement. Schwab or an affiliate acts and receives compensation as the Investment Advisor, Transfer Agent, Shareholder Service Agent and Distributor for the Schwab Sweep Money Funds. The amount of such compensation is disclosed in the prospectus. The yield information for Schwab Sweep Money Funds is the current 7-day yield as of the statement period. Yields vary. If on any given day, the accrued daily dividend for your selected sweep money fund as calculated for your account is less than 1/2 cent (\$0.005), your account will not earn a dividend for that day. In addition, if you do not accrue at least 1 daily dividend of \$0.01 during



Schwab One® Trust Account of
SPVUSZ TTEE
REVOCABLE TR
 U/A DTD 03/19/2014

Account Number

Statement Period
 December 1-31, 2020

Terms and Conditions (continued)

a pay period, you will not receive a money market dividend for that period. Schwab and the Schwab Sweep Money Funds investment advisor may be voluntarily reducing a portion of a Schwab Sweep Money Fund's expenses. Without these reductions, yields would have been lower.

Securities Products and Services: Securities products and services are offered by Charles Schwab & Co., Inc., Member SIPC. Securities products and services, including unswept intraday funds and net credit balances held in brokerage accounts are not deposits or other obligations of, or guaranteed by, any bank, are not FDIC insured, and are subject to investment risk and may lose value. SIPC does not cover balances held at banks affiliated with Schwab in the Bank Sweep and Bank Sweep for Benefit Plans features.

Short Positions: Securities sold short will be identified through an "S" in Investment Detail. The market value of these securities will be expressed as a debit and be netted against any long positions in Total Account Value.

Yield to Maturity: This is the actual average annual return on a note if held to maturity.

Gain (or Loss): Unrealized Gain or (Loss) and Realized Gain or (Loss) sections ("Gain/Loss Section(s)") contain a gain or a loss summary of your Account. This information has been provided on this statement at the request of your Advisor. This information is not a solicitation or a recommendation to buy or sell. It may, however, be helpful for investment and tax planning strategies. Schwab does not provide tax advice and encourages you to consult with your tax professional. Please view the Cost Basis Disclosure Statement for additional information on how gain (or loss) is calculated and how Schwab reports adjusted cost basis information to the IRS.

Accrued Income: Accrued Income is the sum of the total accrued interest and/or accrued dividends on positions held in your Account, but the interest and/or dividends have not been received into your account. Schwab makes no representation that the amounts shown (or any other amounts) will be received. Accrued amounts are not covered by SIPC account protection until actually received and held in the Account.

IN CASE OF ERRORS OR DISCREPANCIES: If you find an error or discrepancy relating to your brokerage activity (other than an electronic fund transfer) you must notify us promptly, but no later than 10 days after this statement is sent or made available to you. If this statement shows that we have mailed or delivered security certificate(s) that you have not received, notify Schwab immediately. You may call us at 800-515-2157. Any oral communications should be re-confirmed in writing to further protect your rights, including rights under the Securities Investor Protection Act (SIPA). If you do not so notify us, you agree that the statement activity and Account balance are correct for all purposes with respect to those brokerage transactions.

IN CASE OF COMPLAINTS: If you have a complaint regarding your Schwab statement, products or services, please write to the Client Advocacy Team at Charles Schwab & Co., Inc., Attention: Client Advocacy Team, 211 Main St., San Francisco, CA 94105, USA, or call Schwab Signature Alliance at 800-515-2157.

Address Changes: If you fail to notify Schwab in writing of any change of address or phone number, you may not receive important notifications about your Account, and trading or other restrictions might be placed on your Account.

Additional Information: We are required by law to report to the Internal Revenue Service adjusted cost basis information (if applicable), certain payments to you and credits to your Account during the calendar year. Retain this statement for income tax purposes. A financial statement for your inspection is available at Schwab's offices or a copy will be mailed to you upon written request. Any third party trademarks appearing herein are the property of their respective owners. Schwab and Charles Schwab Bank are affiliates of each other and subsidiaries of the Charles Schwab Corporation.

(1017-7MAX)



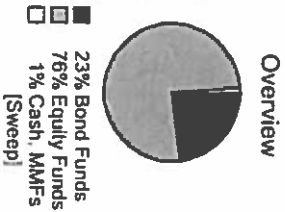
Schwab One® Trust Account of
 SF05E TTEE
 REVOCABLE TR
 U/A DTD 03/19/2014

Account Number Statement Period
 December 1-31, 2020

Account Value as of 12/31/2020: \$ 1,962,819.27

Change in Account Value	This Period	Year to Date	Account Value [in Thousands]
Starting Value	\$ 1,900,888.75	\$ 1,799,302.24	2100
Credits	7,570.81	65,999.22	1750
Debits	0.00	(13,569.55)	1400
Transfer of Securities (In/Out)	0.00	0.00	1050
Income Reinvested	(1,702.25)	(45,036.07)	700
Change in Value of Investments	56,061.96	156,123.43	350
Ending Value on 12/31/2020	\$ 1,962,819.27	\$ 1,962,819.27	0
Total Change in Account Value	\$ 61,930.52	\$ 163,517.03	

Asset Composition	Market Value	% of Account Assets
Cash and Money Market Funds	\$ 28,647.81	1%
[Sweep]	451,443.71	23%
Bond Funds	1,482,727.75	76%
Equity Funds	\$ 1,962,819.27	
Total Assets Long	\$ 1,962,819.27	
Total Account Value	\$ 1,962,819.27	100%



PRIVATE WEALTH
 MANAGEMENT



Schwab One® Trust Account of
SFOUSE TTEE
 REVOCABLE TR
 U/A DTD 03/19/2014
 Account Number
 Statement Period
 December 1-31, 2020

Gain or (Loss) Summary

	Short Term	Long Term	Unrealized Gain or (Loss)
All Investments	\$0.00	\$0.00	\$403,509.02

Values may not reflect all of your gains/losses. Cost basis may change and be adjusted in certain cases. Statement information should not be used for tax preparation, instead refer to official tax documents. For additional gain or (loss) information refer to Terms and Conditions.

	This Period		Year to Date	
	Federally Tax-Exempt ¹	Federally Taxable	Federally Tax-Exempt ¹	Federally Taxable
Money Funds Dividends	0.00	0.40	0.00	82.06
Cash Dividends	918.42	6,192.10	9,958.47	12,246.64
Total Capital Gains Distributions	0.00	459.89	0.00	43,712.05
Total Income	918.42	6,652.39	9,958.47	56,040.75

¹Certain income in this category may qualify for state tax exemption; consult your tax advisor.

Cash Transactions Summary

	This Period	Year to Date
Starting Cash*	\$ 22,778.85	\$ 31,862.61
Deposits and other Cash Credits	0.00	0.00
Investments Sold	0.00	584,339.54
Dividends and Interest	7,570.81	65,999.22
Withdrawals and other Debits	0.00	0.00
Investments Purchased	(1,701.85)	(639,984.01)
Fees and Charges	0.00	(13,569.55)
Total Cash Transaction Detail	5,868.96	(3,214.80)
Ending Cash*	\$ 28,647.81	\$ 28,647.81

*Cash (includes any cash debit balance) held in your account plus the value of any cash invested in a sweep money fund.



Schwab One® Trust Account of
SPUSA TTEE
 REVOCABLE TR
 U/A DTD 03/19/2014

Account Number

Statement Period
 December 1-31, 2020

Investment Detail - Cash and Money Market Funds [Sweep]

Cash	Starting Balance	Ending Balance	% of Account Assets
Cash	786.95	918.42	<1%
Total Cash	786.95	918.42	<1%
Money Market Funds [Sweep]	Quantity	Market Price	Market Value
SCHWAB GOVT MONEY FUND: SWGXX	27,729.3900	1.0000	27,729.39
Total Money Market Funds [Sweep]			27,729.39
Total Cash and Money Market Funds [Sweep]		28,647.81	1%

Investment Detail - Mutual Funds

Bond Funds	Quantity	Market Price	Market Value	Cost Basis	Unrealized Gain or (Loss)	% of Account Assets
T. ROWE PRICE SUMMIT MUN ICIPAL INTM INV SYMBOL: PRSMX	36,436.1350	12.39000	451,443.71	434,782.38	16,661.33	23%
Total Bond Funds	36,436.1350		451,443.71	434,782.38	16,661.33	23%
Equity Funds	Quantity	Market Price	Market Value	Cost Basis	Unrealized Gain or (Loss)	% of Account Assets
BOSTON COMMON ESG IMPACT INTL SYMBOL: BCAIX	7,824.1390	37.33000	292,075.11	200,000.00	92,075.11	15%

Schwab has provided accurate gain and loss information wherever possible for most investments. Cost basis data may be incomplete or unavailable for some of your holdings.



Schwab One® Trust Account of
S/P/USE TTEE
 U/A DTD 03/19/2014 REVOCABLE TR

Account Number
 Statement Period
 December 1-31, 2020

Investment Detail - Mutual Funds (continued)

Equity Funds (continued)	Quantity	Market Price	Market Value	Cost Basis	Unrealized Gain or (Loss)	% of Account Assets
CIBC ATLAS INCOME OPPORTUNITIES INSTL SYMBOL: AWIIX	6,607.8060	14.06000	92,905.75	68,984.55	23,921.20	5%
HARDING LOEVNER EMERGING MARKETS ADVISOR SYMBOL: HLEMIX	1,470.5880	66.94000	98,441.16	80,000.00	18,441.16	5%
PARNASSUS CORE EQUITY INSTITIONAL SYMBOL: PRILX	16,059.5550	53.75000	863,201.08	630,167.30	233,033.78	44%
PAX ELLEVATE GLBL WOMENS LDRSP INST SYMBOL: PXWIX	2,948.7650	30.50000	89,937.33	80,015.00	9,922.33	5%
PAX SMALL CAP INSTITUTIONAL SYMBOL: PXSIX	2,887.2620	15.99000	46,167.32	36,713.21	9,454.11	2%
Total Equity Funds	37,798.1150		1,482,727.75	1,095,880.06	386,847.69	76%
Total Mutual Funds	74,234.2500		1,934,171.46	1,530,662.44	403,509.02	99%
Total Investment Detail						1,962,819.27
Total Account Value						1,962,819.27
Total Cost Basis						1,530,662.44

Schwab has provided accurate gain and loss information wherever possible for most investments. Cost basis data may be incomplete or unavailable for some of your holdings.



Schwab One® Trust Account of
SPOUSE TTEE
 'REVOCABLE TR
 U/A DTD 03/19/2014

Account Number

Statement Period
 December 1-31, 2020

Transaction Detail - Purchases & Sales

Bond Funds Activity

Settle Date	Trade Date	Transaction	Description	Quantity	Unit Price	Total Amount
12/08/20	12/08/20	Reinvested Shares	T. ROWE PRICE SUMMIT MUN	0.2940	12.3700	(3.64)
			ICIPAL INTM INV: PRSMX			
Total Bond Funds Activity						(3.64)

Equity Funds Activity

Settle Date	Trade Date	Transaction	Description	Quantity	Unit Price	Total Amount
12/22/20	12/22/20	Reinvested Shares	PAX SMALL CAP INSTITUTIO	78.2260	15.8300	(1,238.32)
			NAL: PXSIX			
12/22/20	12/22/20	Reinvested Shares	PAX SMALL CAP INSTITUTIO	29.0520	15.8300	(459.89)
			NAL: PXSIX			
Total Equity Funds Activity						(1,698.21)

Total Purchases & Sales

(1,701.85)

Transaction Detail - Dividends & Interest (including Money Market Fund dividends reinvested)

Transaction Process	Date	Activity	Description	Credit/(Debit)
	12/08/20	Sltn Cap Gn Rein	T. ROWE PRICE SUMMIT MUN: PRSMX	3.64
	12/15/20	Cash Dividend	HARDING LOEVNER EMERGING: HLEMX	319.23
	12/17/20	Cash Dividend	BOSTON COMMON ESG IMPACT: BCAIX	1,846.32
	12/17/20	Cash Dividend	PARNASSUS CORE EQUITY IN: PRLX	1,785.82
	12/22/20	Cash Dividend	PAX ELLEVATE GBL WOMEN: PXWIX	563.98
	12/22/20	LT Cap Gain Rein	PAX SMALL CAP INSTITUTIO: PXSIX	459.89

Schwab has provided accurate gain and loss information wherever possible for most investments. Cost basis data may be incomplete or unavailable for some of your holdings.



Schwab One® Trust Account of
SPDUS TTEE
 REVOCABLE TR
 U/A DTD 03/19/2014

Account Number
 Statement Period
 December 1-31, 2020

Transaction Detail - Dividends & Interest (including Money Market Fund dividends reinvested) (continued)

Transaction Process Date	Date	Activity	Description	Credit/(Debit)
12/22/20	12/22/20	Stlm Cap Gn Rein	PAX SMALL CAP INSTITUTIO: PXSIX	1,238.32
12/30/20	12/30/20	Cash Dividend	CIBC ATLAS INCOME OPFORT: AWIIX	434.79
12/31/20	12/31/20	Dividend	SCHWAB GOVT MONEY FUND: SWGXX	0.40
12/31/20	12/31/20	Cash Dividend	T. ROWE PRICE SUMMIT MUN: PRSMX	918.42
Total Dividends & Interest				7,570.81

Total Transaction Detail 5,868.96

Money Market Fund (Sweep) Detail

SCHWAB GOVT MONEY FUND Activity

Sell/Date	Transaction	Quantity	Unit Price	Purchase/Debit	Sale/Credit
Opening # of Shares: 21,991.9000					
12/01/20	Purchased	786.9500	1.0000	786.95	
12/16/20	Purchased	319.2300	1.0000	319.23	
12/18/20	Purchased	3,632.1400	1.0000	3,632.14	
12/23/20	Purchased	563.9800	1.0000	563.98	
12/31/20	Purchased	434.7900	1.0000	434.79	
12/31/20	Dividend	0.4000	1.0000		0.40
Closing # of Shares: 27,729.3900					
Total SCHWAB GOVT MONEY FUND Activity				5,737.49	

Total Money Market Fund (Sweep) 5,737.49

SCHWAB GOVT MMF Average Yield For The Most Recent Pay Period: 0.01%. 7-Day Yield: 0.01%.



Attachment E: Fanci 2020 278e Report, Section 5

Contributory IRA of
SPouse
CHARLES SCHWAB & CO INC CUST
IRA CONTRIBUTIBUTORY

Account Number
Statement Period
December 1-31, 2020

Need help reading this statement?
Visit www.schwab.com/StatementUserGuide for more information.

Your Independent Investment Manager and/or Advisor

CIBC PRIVATE WEALTH ADVRS, INC
1201 F ST NW STE 900
WASHINGTON DC 20004-1223
1 (202) 783-4144

The custodian of your brokerage account is: Charles Schwab & Co., Inc.
This report is provided by Schwab. Except as noted in the terms and conditions, your Investment Manager and/or Advisor is independently owned and operated and not an affiliate with Schwab. For questions about this statement, or if there is a change in your financial situation, investment objectives, or risk profile, please contact your Independent Investment Manager and/or Advisor.

Table of Contents	Page
Terms and Conditions.....	2
Change in Account Value.....	4
Asset Composition.....	4
Gain or (Loss) Summary.....	5
Income Summary.....	5
Cash Transactions Summary.....	5
Investment Detail.....	6
Gain or (Loss) on Investments Sold.....	8
Transaction Detail.....	8
Bank Sweep Activity.....	10
Contribution Summary.....	10
Endnotes For Your Account.....	10

CHARLES SCHWAB & CO INC CUST
IRA CONTRIBUTORY
SPouse



Terms and Conditions

This Account statement is furnished solely by Charles Schwab & Co. Inc. ("Schwab") for your Account at Schwab ("Account"). Schwab Institutional is a division of Charles Schwab & Co. Inc. and provides back office brokerage and related services to investment advisors and retirement plan providers. Unless otherwise defined herein, capitalized terms have the same meanings as in your Account Agreement. Schwab is a registered broker-dealer and is not affiliated with your investment Advisor whose name appears on this statement ("Advisor") except in the case of Charles Schwab Investment Advisory, Inc. ("CSIA"), Schwab Private Client Investment Advisory, Inc. ("SPCIA"), or an affiliated company that may act as the investment advisor on a fund. Advisors are independently owned and operated. Schwab neither endorses nor recommends any particular Advisor or its investment strategy and has no responsibility to monitor trading by any Advisor in your Account. Schwab has not verified any statement accompanying any Advisor's logo appearing on this statement. Advisors provide investment advisory services for your Account. Schwab provides brokerage and custody services for your Account. Schwab has agreements with Advisors under which Schwab provides Advisors with institutional trading, custody and related services, and products. Not all of these products and services may benefit your Account, and Schwab may provide them to Advisors on the Advisor's commitment to place a certain amount of its clients' assets in brokerage accounts at Schwab within a certain period of time. This commitment could influence an Advisor's recommendation or requirement that its clients establish brokerage accounts at Schwab.

GENERAL INFORMATION AND KEY TERMS:

If you receive any other communication from any source other than Schwab which purports to represent your holdings at Schwab (including balances held at a Depository Institution) you should verify its content with this statement.

AIIP (Automatic Investment Plan): Customers: Schwab receives remuneration in connection with certain transactions effected through Schwab. If you participate in a systematic investment program through Schwab, the additional information normally detailed on a trade confirmation will be provided upon request.

Average Daily Balance: Average daily composite of all cash balances that earn interest and all loans from Schwab that are charged interest.

Bank Sweep and Bank Sweep for Benefit Plans Features:

Schwab acts as your agent and custodian in establishing and maintaining your Bank Sweep and Bank Sweep for Benefit Plans features as a Schwab Cash feature for your brokerage account.

Deposit accounts constitute direct obligations of banks affiliated with Schwab and are not obligations of Schwab. Bank deposit accounts are insured by the FDIC within applicable limits. The balance in the bank deposit accounts can be withdrawn on your order and the proceeds returned to your securities account or remitted to you as provided in your Account Agreement. For information on FDIC insurance and its limits, as well as other important disclosures about the Bank Sweep and Bank Sweep for Benefit Plans features, please refer to the Cash Features Disclosure Statement available online or from a Schwab representative.

Cash: Any Free Credit Balance owed by us to you payable upon demand which, although accounted for on our books of record, is not

segregated and may be used in the conduct of this firm's business. Current Yield: Annual dividend paid on an equity divided by the current market price.

Dividend Reinvestment: Customers: Dividend reinvestment transactions were effected by Schwab acting as a principal for its own account, except for the reinvestment of Schwab dividends, for which an independent broker-dealer acted as the buying agent. Further information on these transactions will be furnished upon written request.

Estimated Annual Income: Estimated annual income is derived from information provided by outside parties. Schwab cannot guarantee the accuracy of such information. Since the interest and dividends are subject to change at any time, they should not be relied upon exclusively for making investment decisions.

Fees and Charges: For those fees described in the statement as "Fee to Advisor," as authorized by you, Schwab debited your Account to pay the fees as instructed by your Advisor. It is your responsibility, and not Schwab's, to verify the accuracy of the fees. Margin interest, charged to your Account during the statement period is included in this section of the statement.

Interest: For the Schwab One Interest, Bank Sweep, and Bank Sweep for Benefit Plans features, interest is paid for a period that differs from the Statement Period. Balances include interest paid as indicated on your statement by Schwab or one or more of its affiliated banks. These balances do not include interest that may have accrued during the Statement Period after interest is paid. The interest paid may include interest that accrued in the prior Statement Period. For the Schwab One Interest feature, interest accrues daily from the second-to-last business day of the prior month and is posted on the second-to-last business day of the current month. For the Bank Sweep feature, interest accrues daily from the 16th day of the prior month and is credited posted on the first business day after the 15th of the current month.

If, on any given day, the interest that Schwab calculates for the Free Credit Balances in the Schwab One Interest feature in your brokerage account is less than \$,005, you will not accrue any interest on that day. For balances held at banks affiliated with Schwab in the Bank Sweep and Bank Sweep for Benefit Plans features, interest will accrue even if the amount is less than \$,005.

Margin Account: Customers: This is a combined statement of your margin account and special memorandum account maintained for you under Section 220.5 of Regulation T issued by the Board of Governors of the Federal Reserve System. The permanent record of the separate account as required by Regulation T is available for your inspection. Securities purchased on margin are Schwab's collateral for the loan to you. It is important that you fully understand the risks involved in trading securities on margin. These risks include:

- You can lose more funds than you deposit in the margin account.
- Schwab can force the sale of securities or other assets in any of your account(s) to maintain the required account equity without contacting you.
- You are not entitled to choose which assets are liquidated nor are you entitled to an extension of time on a margin call.
- Schwab can increase its "house" maintenance margin requirements at any time without advance written notice to you.

Market Price: The most recent price evaluation available to Schwab on the last business day of the report period, normally the last trade price or bid as of market close. Unpriced securities denote that no market evaluation update is currently available. Price evaluations are obtained from outside parties. Schwab shall have no responsibility for the accuracy or timeliness of any such valuations. Pricing of assets not held at Schwab is for informational purposes only. Some securities, especially thinly traded equities in the OTC market or foreign markets, may not report the most current price and are indicated as Stale Priced.

For Limited Partnerships and Real Estate Investment Trust (REIT) securities, you may see that the value reflected on your monthly account statement for this security is unpriced. NASD rules require that certain Limited Partnerships (direct participation programs) and Real Estate Investment Trust (REIT) securities, that have not been priced within 18 months, must show as unpriced on customer statements. Note that these securities are generally illiquid, the value of the securities will be different than its purchase price, and, if applicable, that accurate valuation information may not be available.

Market Value: The Market Value is computed by multiplying the Market Price by the Quantity of Shares. This is the dollar value of your present holdings in your specified Schwab Account or a summary of the Market Value summed over multiple accounts.

Non-Publicly Traded Securities: All assets shown on this statement, other than certain direct investments which may be held by a third party, are held in your Account. Values of certain Non-Publicly Traded Securities may be furnished by a third party as provided by Schwab's Account Agreement. Schwab shall have no responsibility for the accuracy or timeliness of such valuations. The Securities Investor Protection Corporation (SIPC) does not cover many limited partnership interests.

Option Customers: Be aware of the following: 1) Commissions and other charges related to the execution of option transactions have been included in confirmations of such transactions previously furnished to you and will be made available promptly upon request. 2) You should advise us promptly of any material changes in your investment objectives or financial situation. 3) Exercise assignment notices for the option contracts are allocated among customer short positions pursuant to an automated procedure which randomly selects from among all customer short option positions those contracts which are subject to exercise, including positions established on the day of assignment. 4) Realized gain/loss of underlying securities is adjusted to reflect the premiums of assigned or exercised options. Please consult your tax advisor or IRS publication 550, Investment Income and Expenses, for additional information on Options.

Schwab Sweep Money Funds: includes the primary money market funds into which Free Credit Balances may be automatically invested pursuant to your Account Agreement. Schwab or an affiliate acts and receives compensation as the Investment Advisor, Transfer Agent, Shareholder Service Agent and Distributor for the Schwab Sweep Money Funds. The amount of such compensation is disclosed in the prospectus. The yield information for Schwab Sweep Money Funds is the current 7-day yield as of the statement period. Yields vary. If on any given day, the accrued daily dividend for your selected sweep money fund as calculated for your account is less than 1/2 of 1 cent (\$0.005), your account will not earn a dividend for that day. In addition, if you do not accrue at least 1 daily dividend of \$0.01 during

SIPC has taken the position that it will not cover the balances held in your deposit accounts maintained under programs like our Bank Sweep feature. Please see your Cash Feature Disclosure Statement for more information on insurance coverage.

© 2016 Charles Schwab & Co. Inc. ("Schwab"). All rights reserved. Member SIPC. This statement is furnished solely for your account at Schwab. Except as noted in this statement's Terms and Conditions, Investment Advisors whose names appear in this statement are not affiliated with Schwab. Please see Terms and Conditions. (06-16-1204)



Contributory IRA of
S PAUSE
CHARLES SCHWAB & CO INC CUST
IRA CONTRIBUTORY

Account Number

Statement Period
December 1-31, 2020

Terms and Conditions (continued)

a pay period, you will not receive a money market dividend for that period. Schwab and the Schwab Sweep Money Funds investment advisor may be voluntarily reducing a portion of a Schwab Sweep Money Funds' expenses. Without these reductions, yields would have been lower.

Securities Products and Services: Securities products and services are offered by Charles Schwab & Co., Inc., Member SIPC. Securities products and services, including unsweep intraday funds and net credit balances held in brokerage accounts are not deposits or other obligations of, or guaranteed by, any bank, are not FDIC insured, and are subject to investment risk and may lose value. SIPC does not cover balances held at banks affiliated with Schwab in the Bank Sweep and Bank Sweep for Benefit Plans features.

Short Positions: Securities sold short will be identified through an "S" in Investment Detail. The market value of these securities will be expressed as a debit and be netted against any long positions in Total Account Value.

Yield to Maturity: This is the actual average annual return on a note if held to maturity.
Gain (or Loss): Unrealized Gain (or Loss) and Realized Gain (or Loss) sections ("Gain/Loss Section(s)") contain a gain or a loss summary of your Account. This information has been provided on this statement at the request of your Advisor. This information is not a solicitation or a recommendation to buy or sell. It may, however, be helpful for investment and tax planning strategies. Schwab does not provide tax advice and encourages you to consult with your tax professional. Please view the Cost Basis Disclosure Statement for additional information on how gain (or loss) is calculated and how Schwab reports adjusted cost basis information to the IRS.

Accrued Income: Accrued income is the sum of the total accrued interest and/or accrued dividends on positions held in your Account, but the interest and/or dividends have not been received into your account. Schwab makes no representation that the amounts shown for any other amount) will be received. Accrued amounts are not covered by SIPC account protection until actually received and held in the Account.

IN CASE OF ERRORS OR DISCREPANCIES: If you find an error or discrepancy relating to your brokerage activity (other than an electronic fund transfer) you must notify us promptly, but no later than 10 days after this statement is sent or made available to you. If this statement shows that we have mailed or delivered security certificate(s) that you have not received, notify Schwab immediately. You may call us at 800-515-2157. Any oral communications should be re-confirmed in writing to further protect your rights, including rights under the Securities Investor Protection Act (SIPA). If you do not so notify us, you agree that the statement activity and Account balance are correct for all purposes with respect to those brokerage transactions.

IN CASE OF COMPLAINTS: If you have a complaint regarding your Schwab statement, products or services, please write to the Client Advocacy Team at Charles Schwab & Co., Inc. Attention: Client Advocacy Team, 211 Main St., San Francisco, CA 94105, USA, or call Schwab Signature Alliance at 800-515-2157.

Address Changes: If you fail to notify Schwab in writing of any change of address or phone number, you may not receive important notifications about your Account, and trading or other restrictions might be placed on your Account.

Additional Information:

We are required by law to report to the Internal Revenue Service adjusted cost basis information (if applicable), certain payments to you and credits to your Account during the calendar year. Retain this statement for income tax purposes. A financial statement for your inspection is available at Schwab's offices or a copy will be mailed to you upon written request. Any third party trademarks appearing herein are the property of their respective owners. Schwab and Charles Schwab Bank are affiliates of each other and subsidiaries of the Charles Schwab Corporation.

(1017-7MAX)



Contributory IRA of
SPWSE
CHARLES SCHWAB & CO INC CUST
 IRA CONTRIBUTORY

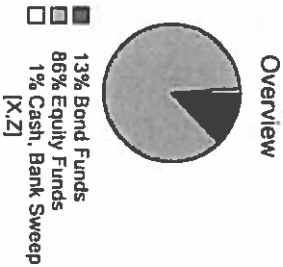
Account Number

Statement Period
 December 1-31, 2020

Account Value as of 12/31/2020: \$ 120,277.82

Change in Account Value	This Period	Year to Date	Account Value [in Thousands]
Starting Value	\$ 115,613.55	\$ 107,468.73	
Credits	950.65	3,919.75	150
Debits	0.00	0.00	125
Transfer of Securities (In/Out)	0.00	0.00	100
Income Reinvested	(544.50)	(2,954.58)	75
Change in Value of Investments	4,258.12	11,843.92	50
Ending Value on 12/31/2020	\$ 120,277.82	\$ 120,277.82	25
Total Change in Account Value	\$ 4,664.27	\$ 12,809.09	0

Asset Composition	Market Value	% of Account Assets
Cash and Bank Sweep ^{X,Z}	\$ 1,328.27	1%
Bond Funds	15,739.36	13%
Equity Funds	103,210.19	86%
Total Assets Long	\$ 120,277.82	
Total Account Value	\$ 120,277.82	100%



PRIVATE WEALTH
MANAGEMENT

Your Independent Investment Advisor is not affiliated with or an agent of Schwab and Schwab does not supervise or endorse your Advisor.



Contributory IRA of
~~SPUS~~
 CHARLES SCHWAB & CO INC CUST
 IRA CONTRIBUTORY

Account Number

Statement Period
 December 1-31, 2020

	Gain or (Loss) on Investments Sold	Unrealized Gain or (Loss)
	This Period	

All Investments

\$145.56

\$18,831.47

Values may not reflect all of your gains/losses. Cost basis may change and be adjusted in certain cases. Statement information should not be used for tax preparation. Instead refer to official tax documents. For additional gain or (loss) information refer to Terms and Conditions.

Income Summary

	This Period	Year To Date
Bank Sweep Interest	0.01	0.59
Cash Dividends	692.63	1,251.07
Total Capital Gains Distributions	258.01	2,668.09
Total Income	950.65	3,919.75

Cash Transactions Summary

	This Period	Year To Date
Starting Cash*	\$ 922.12	\$ 2,811.13
Deposits and other Cash Credits	0.00	0.00
Investments Sold	5,000.00	71,611.97
Dividends and Interest	950.65	3,919.75
Withdrawals and other Debits	0.00	0.00
Investments Purchased	(5,544.50)	(77,014.58)
Fees and Charges	0.00	0.00
Total Cash Transaction Detail	406.15	(1,482.86)
Ending Cash*	\$ 1,328.27	\$ 1,328.27

* Cash (includes any cash debit balance) held in your account plus the value of any cash invested in a sweep money fund.

Schwab has provided accurate gain and loss information wherever possible for most investments. Cost basis data may be incomplete or unavailable for some of your holdings. Please see "Endnotes for Your Account" section for an explanation of the endnote codes and symbols on this statement.



Contributor IRA of
Suisse
CHARLES SCHWAB & CO INC CUST
 IRA CONTRIBUTORY

Account Number

Statement Period
 December 1-31, 2020

Investment Detail - Cash and Bank Sweep

	Starting Balance	Ending Balance	% of Account Assets
Cash			
Cash	41.46	37.61	<1%
Total Cash	41.46	37.61	<1%
Bank Sweep			
Bank Sweep ^{KZ}	880.66	1,290.66	1%
Total Bank Sweep	880.66	1,290.66	1%
Total Cash and Bank Sweep		1,328.27	1%

Investment Detail - Mutual Funds

Bond Funds	Quantity	Market Price	Market Value	Cost Basis	Unrealized Gain or (Loss)	% of Account Assets
VANGUARD INTERM-TERM INV ESTMNT-GRDE ADM SYMBOL: VFIDX	1,503,2820	10.47000	15,739.36	15,559.50	179.86	13%
Total Bond Funds	1,503,2820		15,739.36	15,559.50	179.86	13%
Equity Funds						
BOSTON COMMON ESG IMPACT INTL SYMBOL: BCAIX	630,7710	37.33000	23,546.68	17,000.00	6,546.68	20%

Schwab has provided accurate gain and loss information wherever possible for most investments. Cost basis data may be incomplete or unavailable for some of your holdings. Please see "Endnotes for Your Account" section for an explanation of the endnote codes and symbols on this statement.



Contributory IRA of
3 POU SE
 CHARLES SCHWAB & CO INC CUST
 IRA CONTRIBUTORY

Account Number

Statement Period
 December 1-31, 2020

Investment Detail - Mutual Funds (continued)

Equity Funds (continued)	Quantity	Market Price	Market Value	Cost Basis	Unrealized Gain or (Loss)	% of Account Assets
HARDING LOEVNER EMERGING MARKET ADVISOR SYMBOL: HLEMX	261.2710	66.94000	17,489.48	15,000.00	2,489.48	15%
PARNASSUS CORE EQUITY INSTITUTIONAL SYMBOL: PRILX	894.8630	53.75000	48,098.89	40,383.02	7,715.87	40%
PAX ELLEVATE GLBL WOMENS LDRSP INST SYMBOL: PXWIX	331.7360	30.50000	10,117.95	9,015.00	1,102.95	8%
PAX SMALL CAP INSTITUTIONAL SYMBOL: PXSIX	247.4790	15.99000	3,957.19	3,160.56	796.63	3%
Total Equity Funds	2,366.1200		103,210.19	84,558.58	18,651.61	86%
Total Mutual Funds	3,869.4020		118,949.55	100,118.08	18,831.47	99%

Total Investment Detail	
Total Account Value	120,277.82
Total Cost Basis	100,118.08

Schwab has provided accurate gain and loss information wherever possible for most investments. Cost basis data may be incomplete or unavailable for some of your holdings. Please see "Endnotes for Your Account" section for an explanation of the endnote codes and symbols on this statement.



Contributory IRA of
SPINSE
 CHARLES SCHWAB & CO INC CUST
 IRA CONTRIBUTORY

Account Number

Statement Period
 December 1-31, 2020

Gain or (Loss) on Investments Sold

Investments	Quantity/Par	Acquired/		Total Proceeds	Cost Basis	Gain or (Loss)
		Opened	Sold/			
VANGUARD INTERM-TERM INVESTMENT-GRDE ADM: VFIDX	469.1300	05/27/20	12/08/20	5,000.00	4,854.44	145.56
Total Gain or (Loss) on Investments Sold				5,000.00	4,854.44	145.56

Schwab has provided accurate realized gain and loss information wherever possible for most investments. Cost basis data may be incomplete or unavailable for some of your holdings. If all data for a given investment is not available, the investment will not be listed here.
 Option Customers: Gain/loss on investments sold is adjusted to reflect the premiums of assigned or exercised options. Please consult IRS publication 550, Investment Income and Expenses, for additional information on Options.

Transaction Detail - Purchases & Sales

Bond Funds Activity

Settle Date	Trade Date	Transaction	Description	Quantity	Unit Price	Total Amount
12/09/20	12/08/20	Sold	VANGUARD INTERM-TERM INV ESTMENT-GRDE ADM: VFIDX	(469.1300)	10.6900	5,000.00
12/29/20	12/29/20	Reinvested Shares	VANGUARD INTERM-TERM INV ESTMENT-GRDE ADM: VFIDX	17.2580	10.4500	(180.35)
12/29/20	12/29/20	Reinvested Shares	VANGUARD INTERM-TERM INV ESTMENT-GRDE ADM: VFIDX	20.9180	10.4500	(218.59)
Total Bond Funds Activity						4,601.06

Equity Funds Activity

Settle Date	Trade Date	Transaction	Description	Quantity	Unit Price	Total Amount
12/09/20	12/08/20	Bought	HARDING LOEVNER EMERGING MARKETS ADVISOR: HLEMX	77.4470	64.5600	(5,000.00)

Schwab has provided accurate gain and loss information wherever possible for most investments. Cost basis data may be incomplete or unavailable for some of your holdings. Please see "Endnotes for Your Account" section for an explanation of the endnote codes and symbols on this statement.



Contributory IRA of
SPVUS E
 CHARLES SCHWAB & CO INC CUST
 IRA CONTRIBUTORY

Account Number

Statement Period
 December 1-31, 2020

Transaction Detail - Purchases & Sales (continued)

Equity Funds Activity (continued)

Sell/Trade Date	Trade Date	Transaction	Description	Quantity	Unit Price	Total Amount
12/22/20	12/22/20	Reinvested Shares	PAX SMALL CAP INSTITUTIO	6.7050	15.8300	(106.14)
			NAL: PXSIX			
12/22/20	12/22/20	Reinvested Shares	PAX SMALL CAP INSTITUTIO	2.4900	15.8300	(39.42)
			NAL: PXSIX			

Total Equity Funds Activity

(5,145.56)

Total Purchases & Sales

(544.50)

Transaction Detail - Dividends & Interest (including Money Market Fund dividends reinvested)

Transaction Process Date	Date	Activity	Description	Credit/(Debit)
12/15/20	12/15/20	Cash Dividend	HARDING LOEVNER EMERGING: HLEMX	56.72
12/15/20	12/16/20	Bank Interest-xz	BANK INT	0.01
12/17/20	12/17/20	Cash Dividend	BOSTON COMMON ESG IMPACT: BCAIX	148.85
12/17/20	12/17/20	Cash Dividend	PARNASSUS CORE EQUITY IN: PRLX	99.51
12/22/20	12/22/20	Cash Dividend	PAX ELLEVATE GLBL WOMEN: PXWX	63.45
12/22/20	12/22/20	LT Cap Gain Rein	PAX SMALL CAP INSTITUTIO: PXSIX	39.42
12/22/20	12/22/20	Slim Cap Gn Rein	PAX SMALL CAP INSTITUTIO: PXSIX	106.14
12/29/20	12/29/20	Slim Cap Gn Rein	VANGUARD INTERM-TERM INV: VFIDX	180.35
12/29/20	12/29/20	LT Cap Gain Rein	VANGUARD INTERM-TERM INV: VFIDX	218.59
12/31/20	12/31/20	Cash Dividend	VANGUARD INTERM-TERM INV: VFIDX	37.61
Total Dividends & Interest				950.65

Removed account number

Total Transaction Detail

406.15

Schwab has provided accurate gain and loss information wherever possible for most investments. Cost basis data may be incomplete or unavailable for some of your holdings. Please see "Endnotes for Your Account" section for an explanation of the endnote codes and symbols on this statement.



Contributory IRA of
SPVSE
 CHARLES SCHWAB & CO INC CUST
 IRA CONTRIBUTORY

Account Number

Statement Period
 December 1-31, 2020

Bank Sweep Activity

Transaction Date	Transaction	Description	Withdrawal	Deposit	Balance xz
Opening Balance xz					
12/01/20	Auto Transfer	BANK CREDIT FROM BROKERAGE x		41.46	922.12
12/15/20	Interest Paid xz	BANK INTEREST		0.01	922.13
12/16/20	Auto Transfer	BANK CREDIT FROM BROKERAGE x		56.72	978.85
12/18/20	Auto Transfer	BANK CREDIT FROM BROKERAGE x		248.36	1,227.21
12/23/20	Auto Transfer	BANK CREDIT FROM BROKERAGE x		63.45	1,290.66
Total Activity					410.00
Ending Balance xz					1,290.66

Bank Sweep: Interest Rate as of 12/31/20 was 0.01%. Your interest period was 11/16/20 - 12/15/20. z

Contribution Summary

Traditional IRA	2019	2020
Year To Date Total	0.00	0.00

Endnotes For Your Account

Symbol Endnote Legend
 X Bank Sweep deposits are held at FDIC-insured bank(s) ("Banks") that are affiliated with Charles Schwab & Co., Inc.



Contributor
SP045E
CHARLES SCHWAB & CO INC CUST
IRA CONTRIBUTORY

Account Number
Statement Period
December 1-31, 2020

Endnotes For Your Account (continued)

Symbol Endnote Legend

- Z** For Bank Sweep and Bank Sweep for Benefit Plans features, interest is paid for a period that differs from the Statement Period. Balances include interest paid as indicated on your statement by Schwab or one or more of its affiliated banks. These balances do not include interest that may have accrued during the Statement Period after interest is paid. The interest paid may include interest that accrued in the prior Statement Period.

Schwab has provided accurate gain and loss information wherever possible for most investments. Cost basis data may be incomplete or unavailable for some of your holdings. Please see "Endnotes for Your Account" section for an explanation of the endnote codes and symbols on this statement.

Filter by Transaction Types Show Total Condensed Table view

Attachment F: Fauci 2020 278e Report, Section 7

Anthony J. Fauci
 IRA Contributory
 Transactions - 2020

Independent Investment Advisor*
 CIBC PRIVATE WEALTH ADVRS, INC



Contact your advisor
 Not affiliated with Schwab

Transactions From 04/05/2017 To 04/05/2021

Date ▼	Action	Details	Symbol	Description*	Quantity	Price	Fees & Comm	Amount
03/31/2021	Cash Dividend		VFIDX	VANGUARD INTERM-TERM INVESTMENT-GRDE ADM				\$95.03
03/31/2021	Cash Dividend		PIGIX	PIMCO INVESTMENT GRADE CREDIT BOND INSTL				\$63.61
03/31/2021	Reinvest Shares		VFIDX	VANGUARD INTERM-TERM INVESTMENT-GRDE ADM	24 559	\$9.98		-\$245.10
03/31/2021	Reinvest Shares		VFIDX	VANGUARD INTERM-TERM INVESTMENT-GRDE ADM	7.408	\$9.98		-\$73.93
03/31/2021	Long Term Cap Gain Reinvest		VFIDX	VANGUARD INTERM-TERM INVESTMENT-GRDE ADM				\$245.10
03/31/2021	Short Term Cap Gain Reinvest		VFIDX	VANGUARD INTERM-TERM INVESTMENT-GRDE ADM				\$73.93
03/31/2021	Reinvest Dividend		RPIFX	T. ROWE PRICE INSTL FLOATING RATE				\$122.24
03/31/2021	Reinvest Shares		RPIFX	T. ROWE PRICE INSTL FLOATING RATE	12.55	\$9.74		-\$122.24

4/5/2021

Charles Schwab Client Center | Accounts History

03/30/2021	Cash Dividend		AWIIX	CIBC ATLAS INCOME OPPORTUNITIES INSTL				\$132.09
03/16/2021 as of 03/15/2021	Bank Interest			BANK INT SCHWAB BANK				\$0.01
03/01/2021 as of 02/26/2021	Cash Dividend		VFIDX	VANGUARD INTERM-TERM INVESTMENT-GRDE ADM				\$97.85
02/26/2021	Cash Dividend		PIGIX	PIMCO INVESTMENT GRADE CREDIT BOND INSTL				\$100.65
02/26/2021	Reinvest Dividend		RPIFX	T. ROWE PRICE INSTL FLOATING RATE				\$37.79
02/26/2021	Reinvest Shares		RPIFX	T. ROWE PRICE INSTL FLOATING RATE	3.872	\$9.76		-\$37.79
02/16/2021	Sell	Trade Details	PIGIX	PIMCO INVESTMENT GRADE CREDIT BOND INSTL	2,356.431	\$11.04	\$15.00	\$26,000.00
02/16/2021	Buy	Trade Details	RPIFX	T. ROWE PRICE INSTL FLOATING RATE	3,582.395	\$9.77	\$15.00	-\$35,015.00
02/16/2021	Sell	Trade Details	AWIIX	CIBC ATLAS INCOME OPPORTUNITIES INSTL	2,110.759	\$14.22	\$15.00	\$30,000.00
02/16/2021	Buy	Trade Details	PCRIX	PIMCO COMMODITY REAL RET STRAT INSTL	5,359.877	\$6.53	\$15.00	-\$35,015.00
02/16/2021 as of 02/15/2021	Bank Interest			BANK INT SCHWAB BANK				\$0.13
01/29/2021	Cash Dividend		VFIDX	VANGUARD INTERM-TERM INVESTMENT-GRDE ADM				\$97.09
01/29/2021	Cash Dividend		PIGIX	PIMCO INVESTMENT GRADE CREDIT BOND INSTL				\$125.67
01/19/2021 as of 01/15/2021	Bank Interest			BANK INT SCHWAB BANK				\$0.12
12/31/2020	Cash Dividend		VFIDX	VANGUARD INTERM-TERM				\$114.51

removed account number

removed account number

removed account number

INVESTMENT-
GRADE ADM

12/31/2020	Cash Dividend	PIGIX	PIMCO INVESTMENT GRADE CREDIT BOND INSTL			\$148.13
12/30/2020	Reinvest Shares	AWEIX	CIBC ATLAS DISCIPLINED EQUITY INSTL	48.239	\$26.23	-\$1,265.32
12/30/2020	Cash Dividend	AWIIX	CIBC ATLAS INCOME OPPORTUNITIES INSTL			\$284.71
12/30/2020	Reinvest Dividend	AWEIX	CIBC ATLAS DISCIPLINED EQUITY INSTL			\$1,265.32
12/29/2020	Reinvest Shares	VFIDX	VANGUARD INTERM-TERM INVESTMENT-GRDE ADM	69.04	\$10.45	-\$721.47
12/29/2020	Reinvest Shares	VFIDX	VANGUARD INTERM-TERM INVESTMENT-GRDE ADM	56.963	\$10.45	-\$595.26
12/29/2020	Long Term Cap Gain Reinvest	VFIDX	VANGUARD INTERM-TERM INVESTMENT-GRDE ADM			\$721.47
12/29/2020	Short Term Cap Gain Reinvest	VFIDX	VANGUARD INTERM-TERM INVESTMENT-GRDE ADM			\$595.26
12/28/2020	Cash Dividend	PIGIX	PIMCO INVESTMENT GRADE CREDIT BOND INSTL			\$2.67
12/22/2020	Reinvest Shares	AWMIX	CIBC ATLAS MID CAP EQUITY INSTITUTIONAL	53.847	\$19.96	-\$1,074.79
12/22/2020	Long Term Cap Gain Reinvest	AWEIX	CIBC ATLAS DISCIPLINED EQUITY INSTL			\$4,073.78
12/22/2020	Long Term Cap Gain Reinvest	AWMIX	CIBC ATLAS MID CAP EQUITY INSTITUTIONAL			\$1,074.79
12/22/2020	Short Term Cap Gain	EGFIX	EDGEWOOD GROWTH INSTL			\$397.67
12/22/2020	Long Term Cap Gain	EGFIX	EDGEWOOD GROWTH INSTL			\$2,158.64
12/22/2020	Reinvest Shares	AWEIX	CIBC ATLAS DISCIPLINED EQUITY INSTL	156.563	\$26.02	-\$4,073.78

12/18/2020	Cash Dividend	FLMVX	JPMORGAN MID CAP VALUE L			\$511.92
12/16/2020	Reinvest Shares	MIPTX	MATTHEWS PACIFIC TIGER INSTL	115.869	\$33.57	-\$3,889.72
12/16/2020	Reinvest Shares	MIPTX	MATTHEWS PACIFIC TIGER INSTL	33.094	\$33.57	-\$1,110.98
12/16/2020	Short Term Cap Gain Reinvest	MIPTX	MATTHEWS PACIFIC TIGER INSTL			\$1,110.98
12/16/2020	Long Term Cap Gain Reinvest	MIPTX	MATTHEWS PACIFIC TIGER INSTL			\$3,889.72
12/16/2020	Cash Dividend	MIPTX	MATTHEWS PACIFIC TIGER INSTL			\$325.46
12/16/2020 as of 12/15/2020	Bank Interest		BANK INT SCHWAB BANK		<i>removed account number</i>	\$0.09
12/11/2020	Long Term Cap Gain Reinvest	FLMVX	JPMORGAN MID CAP VALUE L			\$2,558.99
12/11/2020	Reinvest Shares	FLMVX	JPMORGAN MID CAP VALUE L	69.368	\$36.89	-\$2,558.99
12/10/2020	Cash Dividend	MIEIX	MFS INSTL INTERNATIONAL EQUITY			\$144.14
12/10/2020	Reinvest Shares	MIEIX	MFS INSTL INTERNATIONAL EQUITY	1.302	\$29.94	-\$38.99
12/10/2020	Long Term Cap Gain Reinvest	MIEIX	MFS INSTL INTERNATIONAL EQUITY			\$38.99

Transactions Total -\$9,229.81

Transactions may include Bank Sweep deposit information. Bank Sweep deposits are held at the FDIC-insured depository institution(s) referenced on the Balances detail page, your account statements and disclosed in your account documents. SIPC does not cover balances held in the Bank Sweep feature.

0007-7604)

Account#

Today's Date: 04:54 PM ET, 04/05/2021

Own your tomorrow

Check the background of Charles Schwab or one of its investment professionals on FINRA'S BrokerCheck.


↑ Back to Top


Accounts



Trade	+
Research	+
Products	+
Specialty	+
Service	+

Brokerage Products: Not FDIC Insured • No Bank Guarantee • May Lose Value

Charles Schwab & Co., Inc., and Charles Schwab Bank, SSB are separate but affiliated companies and subsidiaries of The Charles Schwab Corporation. Brokerage products are offered by Charles Schwab & Co., Inc. (member SIPC )("Schwab"). Schwab Intelligent Portfolios® and Schwab Intelligent Portfolios Premium™ are made available through Charles Schwab & Co., Inc. ("Schwab"), a dually registered investment advisor and broker dealer. Portfolio management services are provided by Charles Schwab Investment Advisory, Inc. ("CSIA"). Schwab and CSIA are subsidiaries of The Charles Schwab Corporation. Deposit and lending products and services are offered by Charles Schwab Bank, SSB, Member FDIC and an Equal Housing Lender ("Schwab Bank").

Bank Sweep deposits are held at one or more FDIC-insured banks that are affiliated with Charles Schwab & Co., Inc. ("Affiliated Banks"). Funds deposited at Affiliated Banks are insured, in aggregate, up to \$250,000 per Affiliated Bank, per depositor, for each account ownership category, by the Federal Deposit Insurance Corporation (FDIC). Securities products and services (including unswept or intra-day cash, net credit or debit balances, and money market funds) offered by Charles Schwab & Co., Inc. (member SIPC ) are not deposits or obligations of the Affiliated Banks, are subject to investment risk, are not FDIC insured, may lose value, and are not Affiliated Bank-guaranteed. Charles Schwab & Co., Inc. and the Affiliated Banks are separate entities and are all affiliates of The Charles Schwab Corporation.

© 2020 Charles Schwab & Co., Inc. All rights reserved. Member SIPC . Unauthorized access is prohibited. Usage will be monitored.

Filter by Transaction Types Show Total Condensed Table view

Independent Investment Advisor*
CIBC PRIVATE WEALTH ADVRS, INC



Contact your advisor

Not affiliated with Schwab

Transactions From 04/05/2017 To 04/05/2021

Date ▼	Action	Details	Symbol	Description*	Quantity	Price	Fees & Comm	Amount
12/09/2020	Reinvest Shares		FIGIX	PIMCO INVESTMENT GRADE CREDIT BOND INSTL	17.422	\$11.20		-\$195.13
12/09/2020	Long Term Cap Gain Reinvest		FIGIX	PIMCO INVESTMENT GRADE CREDIT BOND INSTL				\$195.13
11/30/2020	Cash Dividend		VFIDX	VANGUARD INTERM-TERM INVESTMENT-GRDE ADM				\$103.65
11/30/2020	Cash Dividend		FIGIX	PIMCO INVESTMENT GRADE CREDIT BOND INSTL				\$125.95
11/16/2020 as of 11/15/2020	Bank Interest			BANK INT SCHWAB BANK				\$0.09
10/30/2020	Cash Dividend		VFIDX	VANGUARD INTERM-TERM INVESTMENT-GRDE ADM				\$101.78
10/30/2020	Cash Dividend		FIGIX	PIMCO INVESTMENT GRADE CREDIT BOND INSTL				\$145.17
10/16/2020 as of 10/15/2020	Bank Interest			BANK INT SCHWAB BANK				\$0.08

removed account number

removed account number

09/30/2020	Cash Dividend		VFIDX	VANGUARD INTERM-TERM INVESTMENT-GRDE ADM				\$101.92
09/30/2020	Cash Dividend		PIGIX	PIMCO INVESTMENT GRADE CREDIT BOND INSTL				\$133.57
09/29/2020	Cash Dividend		AWIIX	CIBC ATLAS INCOME OPPORTUNITIES INSTL				\$253.13
09/16/2020 as of 09/15/2020	Bank Interest			BANK INT SCHWAB BANK				\$0.08
								<i>removed account number</i>
08/31/2020	Cash Dividend		VFIDX	VANGUARD INTERM-TERM INVESTMENT-GRDE ADM				\$105.60
08/31/2020	Cash Dividend		PIGIX	PIMCO INVESTMENT GRADE CREDIT BOND INSTL				\$128.06
08/17/2020 as of 08/15/2020	Bank Interest			BANK INT SCHWAB BANK				\$0.22
								<i>removed account number</i>
08/07/2020	Sell	Trade Details	FLMVX	JPMORGAN MID CAP VALUE L	1,027.134	\$34.09	\$15.00	\$35,000.00
08/07/2020	Buy	Trade Details	MIPTX	MATTHEWS PACIFIC TIGER INSTL	2,599.09	\$30.78	\$15.00	-\$80,015.00
08/07/2020	Sell	Trade Details	EPSYX	MAINSTAY EPOCH GLOBAL EQUITY YIELD I	1,460.948	\$16.54	\$15.00	\$24,149.08
07/31/2020	Cash Dividend		VFIDX	VANGUARD INTERM-TERM INVESTMENT-GRDE ADM				\$110.90
07/31/2020	Cash Dividend		PIGIX	PIMCO INVESTMENT GRADE CREDIT BOND INSTL				\$145.49
07/16/2020 as of 07/15/2020	Bank Interest			BANK INT SCHWAB BANK				\$0.24
								<i>removed account number</i>
06/30/2020	Cash Dividend		VFIDX	VANGUARD INTERM-TERM INVESTMENT-GRDE ADM				\$110.49
06/30/2020	Cash Dividend		PIGIX	PIMCO INVESTMENT				\$126.87

4/5/2021

Charles Schwab Client Center | Accounts History

Date	Type	Symbol	Description	Quantity	Price	Commission	Net Amount
06/30/2020	Reinvest Dividend	EPSYX	MAINSTAY EPOCH GLOBAL EQUITY YIELD I				\$174.42
06/30/2020	Reinvest Shares	EPSYX	MAINSTAY EPOCH GLOBAL EQUITY YIELD I	11.11	\$15.70		-\$174.42
06/29/2020	Cash Dividend	AWIIX	CIBC ATLAS INCOME OPPORTUNITIES INSTL				\$261.35
06/16/2020 as of 06/15/2020	Bank Interest		BANK INT SCHWAB BANK				\$0.41
05/29/2020	Cash Dividend	VFIDX	VANGUARD INTERM TERM INVESTMENT GRADE ADMIRALSHARE				\$14.84
05/29/2020	Cash Dividend	PIGIX	PIMCO INVESTMENT GRADE CREDIT BD INST				\$132.16
05/27/2020	Buy	Trade Details	VFIDX	VANGUARD INTERM TERM INVESTMENT GRADE ADMIRALSHARE	4,835.59	\$10.34 \$15.00	-\$50,015.00
05/18/2020 as of 05/15/2020	Bank Interest		BANK INT SCHWAB BANK				\$0.65
04/30/2020	Cash Dividend	PIGIX	PIMCO INVESTMENT GRADE CREDIT BD INST				\$143.86
04/16/2020 as of 04/15/2020	Bank Interest		BANK INT SCHWAB BANK				\$0.34
03/31/2020	Reinvest Dividend	EPSYX	MAINSTAY EPOCH GLOBAL EQTY YIELD I				\$321.10
03/31/2020	Reinvest Shares	EPSYX	MAINSTAY EPOCH GLOBAL EQTY YIELD I	22.741	\$14.12		-\$321.10
03/31/2020	Buy	Trade Details	PIGIX	PIMCO INVESTMENT GRADE CREDIT BD INST	4,427.657	\$10.16 \$15.00	-\$45,000.00
03/31/2020	Sell	Trade Details	TBGVX	TWEEDY BROWNE GLOBAL VALUE FUND	1,654.59	\$22.01 \$15.00	\$36,402.50
03/31/2020	Sell	Trade	HIEMX	VIRTUS	1,970.618	\$8.82 \$15.00	\$17,365.80

removed account number

removed account number

removed account number

4/5/2021

Charles Schwab Client Center | Accounts History

Details

VONTOBEL EMRG
MKTS OPPTY FD I

03/31/2020	Sell	Trade Details	MIPTX	MATTHEWS PACIFIC TIGER FD INSTL	2,747.934	\$22.73	\$15.00	\$62,445.54
03/30/2020	Cash Dividend		AWIIX	CIBC ATLAS INCM OPPTY FD INST				\$279.52
03/16/2020 as of 03/15/2020	Bank Interest			BANK INT SCHWAB BANK				\$0.27
02/18/2020 as of 02/15/2020	Bank Interest			BANK INT SCHWAB BANK				\$0.40
01/16/2020 as of 01/15/2020	Bank Interest			BANK INT SCHWAB BANK				\$0.38
12/30/2019	Cash Dividend		AWIIX	CIBC ATLAS INCM OPPTY FD INST				\$384.67
12/30/2019	Reinvest Dividend		AWEIX	CIBC ATLAS DISCIPLINED EQTY FD INST				\$1,462.70
12/30/2019	Reinvest Shares		AWEIX	CIBC ATLAS DISCIPLINED EQTY FD INST	64.55	\$22.66		-\$1,462.70
12/20/2019	Cash Dividend		HIEMX	VIRTUS VONTOBEL EMRG MKTS OPPTY FD I				\$385.93
12/20/2019	Reinvest Shares		HIEMX	VIRTUS VONTOBEL EMRG MKTS OPPTY FD I	4.064	\$11.57		-\$47.02
12/20/2019	Reinvest Shares		HIEMX	VIRTUS VONTOBEL EMRG MKTS OPPTY FD I	2.841	\$11.57		-\$32.87
12/20/2019	Long Term Cap Gain Reinvest		HIEMX	VIRTUS VONTOBEL EMRG MKTS OPPTY FD I				\$47.02

*removed
account
number*

Transactions Total

\$3,598.20

Transactions may include Bank Sweep deposit information. Bank Sweep deposits are held at the FDIC-insured depository institution(s) referenced on the Balances detail page, your account statements and disclosed in your account documents. SIPC does not cover balances held in the Bank Sweep feature.

0007-7604)

Account:

Today's Date: 04:54 PM ET, 04/05/2021

Own your tomorrow.

Check the background of Charles Schwab or one of its investment professionals on FINRA'S BrokerCheck.

↑ Back to Top

Filter by Transaction Types Show Total Condensed Table view

Attachment G: Fauci 2020 278e Report, Section 7.

Anthony J. Fauci
 Defined Benefit Plan
 Transactions - 2020



Transactions From 04/05/2017 To 04/05/2021

Date ▼	Action	Details	Symbol	Description*	Quantity	Price	Fees & Comm	Amount
03/31/2021	Cash Dividend		PIGIX	PIMCO INVESTMENT GRADE CREDIT BOND INSTL				\$543.93
03/31/2021	Cash Dividend		VFIDX	VANGUARD INTERM-TERM INVESTMENT-GRDE ADM				\$228.07
03/31/2021	Reinvest Shares		CPXIX	COHEN & STEERS PREFERRED SEC & INC I	45.12	\$14.21		-\$641.16
03/31/2021	Reinvest Shares		VFIDX	VANGUARD INTERM-TERM INVESTMENT-GRDE ADM	58.943	\$9.98		-\$588.25
03/31/2021	Reinvest Shares		VFIDX	VANGUARD INTERM-TERM INVESTMENT-GRDE ADM	17.779	\$9.98		-\$177.43
03/31/2021	Reinvest Dividend		CPXIX	COHEN & STEERS PREFERRED SEC & INC I				\$641.16
03/31/2021	Long Term Cap Gain Reinvest		VFIDX	VANGUARD INTERM-TERM INVESTMENT-GRDE ADM				\$588.25
03/31/2021	Short Term Cap Gain Reinvest		VFIDX	VANGUARD INTERM-TERM INVESTMENT-GRDE ADM				\$177.43

4/5/2021

Charles Schwab Client Center | Accounts History

03/31/2021	Reinvest Shares		RPIFX	T. ROWE PRICE INSTL FLOATING RATE	50.201	\$9.74		-\$488.96
03/31/2021	Reinvest Dividend		RPIFX	T. ROWE PRICE INSTL FLOATING RATE				\$488.96
03/30/2021	Cash Dividend		AWIIX	CIBC ATLAS INCOME OPPORTUNITIES INSTL				\$560.06
03/19/2021	Cash Dividend		VEMAX	VANGUARD EMERGING MKTS STOCK IDX ADM				\$145.03
03/16/2021 as of 03/15/2021	Bank Interest			BANK INT SCHWAB BANK			<i>removed account number</i>	\$0.18
03/01/2021 as of 02/26/2021	Cash Dividend		VFIX	VANGUARD INTERM-TERM INVESTMENT- GRDE ADM				\$234.77
02/26/2021	Cash Dividend		PIGIX	PIMCO INVESTMENT GRADE CREDIT BOND INSTL				\$751.04
02/26/2021	Reinvest Dividend		RPIFX	T. ROWE PRICE INSTL FLOATING RATE				\$151.16
02/26/2021	Reinvest Shares		RPIFX	T. ROWE PRICE INSTL FLOATING RATE	15.488	\$9.76		-\$151.16
02/26/2021	Reinvest Shares		CPXIX	COHEN & STEERS PREFERRED SEC & INC I	45.002	\$14.19		-\$638.58
02/26/2021	Reinvest Dividend		CPXIX	COHEN & STEERS PREFERRED SEC & INC I				\$638.58
02/22/2021	Advisor Fee			TO ADVISOR				-\$2,880.21
02/16/2021	Sell	Trade Details	PIGIX	PIMCO INVESTMENT GRADE CREDIT BOND INSTL	13,588.315	\$11.04	\$15.00	\$150,000.00
02/16/2021	Buy	Trade Details	RPIFX	T. ROWE PRICE INSTL FLOATING RATE	14,329.58	\$9.77	\$15.00	-\$140,015.00
02/16/2021	Sell	Trade Details	AWIIX	CIBC ATLAS INCOME OPPORTUNITIES INSTL	8,791.491	\$14.22	\$15.00	\$125,000.00
02/16/2021	Buy	Trade	PCRIX	PIMCO	21,439.51	\$6.53	\$15.00	-\$140,015.00

<https://client.schwab.com/Apps/accounts/transactionhistory/#/>

Details		COMMODITY REAL RET STRAT INSTL				
02/16/2021 as of 02/15/2021	Bank Interest		BANK INT SCHWAB BANK			\$0.25
				<i>removed account number</i>		
01/29/2021	Cash Dividend	PIGIX	PIMCO INVESTMENT GRADE CREDIT BOND INSTL			\$889.15
01/29/2021	Cash Dividend	VFIDX	VANGUARD INTERM-TERM INVESTMENT- GRDE ADM			\$233.00
01/29/2021	Reinvest Shares	CPXIX	COHEN & STEERS PREFERRED SEC & INC I	44.446	\$14.31	-\$636.02
01/29/2021	Reinvest Dividend	CPXIX	COHEN & STEERS PREFERRED SEC & INC I			\$636.02
01/19/2021 as of 01/15/2021	Bank Interest		BANK INT SCHWAB BANK			\$0.22
				<i>removed account number</i>		
12/31/2020	Cash Dividend	PIGIX	PIMCO INVESTMENT GRADE CREDIT BOND INSTL			\$1,048.10
12/31/2020	Cash Dividend	VFIDX	VANGUARD INTERM-TERM INVESTMENT- GRDE ADM			\$274.82
12/30/2020	Reinvest Shares	AWEIX	CIBC ATLAS DISCIPLINED EQUITY INSTL	132.924	\$26.23	-\$3,486.60
12/30/2020	Cash Dividend	HHDFX	HAMLIN HIGH DIVIDEND EQUITY INSTL			\$3,043.47
12/30/2020	Cash Dividend	AWIIX	CIBC ATLAS INCOME OPPORTUNITIES INSTL			\$1,196.80
12/30/2020	Reinvest Dividend	AWEIX	CIBC ATLAS DISCIPLINED EQUITY INSTL			\$3,486.60
12/29/2020	Reinvest Shares	VFIDX	VANGUARD INTERM-TERM INVESTMENT- GRDE ADM	165.697	\$10.45	-\$1,731.53
12/29/2020	Reinvest Shares	VFIDX	VANGUARD INTERM-TERM INVESTMENT- GRDE ADM	136.711	\$10.45	-\$1,428.63
12/29/2020	Long Term Cap Gain	VFIDX	VANGUARD INTERM-TERM			\$1,731.53

4/5/2021

Charles Schwab Client Center | Accounts History

Reinvest

INVESTMENT-
GRADE ADM

12/29/2020	Short Term Cap Gain Reinvest	VFIDX	VANGUARD INTERM-TERM INVESTMENT- GRADE ADM			\$1,428.63
12/28/2020	Cash Dividend	PIGIX	PIMCO INVESTMENT GRADE CREDIT BOND INSTL			\$18.87
12/22/2020	Reinvest Shares	AWMIX	CIBC ATLAS MID CAP EQUITY INSTITUTIONAL	130.413	\$19.96	-\$2,603.05
12/22/2020	Reinvest Shares	EGFIX	EDGEWOOD GROWTH INSTL	253.226	\$51.62	-\$13,071.51
12/22/2020	Reinvest Shares	EGFIX	EDGEWOOD GROWTH INSTL	46.65	\$51.62	-\$2,408.07
12/22/2020	Long Term Cap Gain Reinvest	AWEIX	CIBC ATLAS DISCIPLINED EQUITY INSTL			\$11,225.36
12/22/2020	Long Term Cap Gain Reinvest	AWMIX	CIBC ATLAS MID CAP EQUITY INSTITUTIONAL			\$2,603.05
12/22/2020	Short Term Cap Gain Reinvest	EGFIX	EDGEWOOD GROWTH INSTL			\$2,408.07
12/22/2020	Long Term Cap Gain Reinvest	EGFIX	EDGEWOOD GROWTH INSTL			\$13,071.51
12/22/2020	Reinvest Shares	AWEIX	CIBC ATLAS DISCIPLINED EQUITY INSTL	431.413	\$26.02	-\$11,225.36
12/18/2020	Reinvest Shares	FLMVX	JPMORGAN MID CAP VALUE L	36.519	\$36.48	-\$1,332.22

Transactions Total

-\$74.67

Transactions may include Bank Sweep deposit information. Bank Sweep deposits are held at the FDIC-insured depository institution(s) referenced on the Balances detail page, your account statements and disclosed in your account documents. SiPC does not cover balances held in the Bank Sweep feature.

Account:

Today's Date: 04:50 PM ET, 04/05/2021

Own your tomorrow.

Check the background of Charles Schwab or one of its investment professionals on FINRA'S BrokerCheck.

↑ Back to Top

Accounts

+

Trade

+

<https://client.schwab.com/Apps/accounts/transactionhistory/#/>

Research

+

Products

+


Specialty


+

Service

+

Brokerage Products: Not FDIC Insured • No Bank Guarantee • May Lose Value

Charles Schwab & Co., Inc., and Charles Schwab Bank, SSB are separate but affiliated companies and subsidiaries of The Charles Schwab Corporation. Brokerage products are offered by Charles Schwab & Co., Inc. (member SIPC )(“Schwab”). Schwab Intelligent Portfolios® and Schwab Intelligent Portfolios Premium™ are made available through Charles Schwab & Co., Inc. (“Schwab”), a dually registered investment advisor and broker dealer. Portfolio management services are provided by Charles Schwab Investment Advisory, Inc. (“CSIA”). Schwab and CSIA are subsidiaries of The Charles Schwab Corporation. Deposit and lending products and services are offered by Charles Schwab Bank, SSB, Member FDIC and an Equal Housing Lender (“Schwab Bank”).

Bank Sweep deposits are held at one or more FDIC-insured banks that are affiliated with Charles Schwab & Co., Inc. (“Affiliated Banks”). Funds deposited at Affiliated Banks are insured, in aggregate, up to \$250,000 per Affiliated Bank, per depositor, for each account ownership category, by the Federal Deposit Insurance Corporation (FDIC). Securities products and services (including unswept or intra-day cash, net credit or debit balances, and money market funds) offered by Charles Schwab & Co., Inc. (member SIPC ) are not deposits or obligations of the Affiliated Banks, are subject to investment risk, are not FDIC insured, may lose value, and are not Affiliated Bank-guaranteed. Charles Schwab & Co., Inc. and the Affiliated Banks are separate entities and are all affiliates of The Charles Schwab Corporation.

© 2020 Charles Schwab & Co., Inc. All rights reserved. Member SIPC . Unauthorized access is prohibited. Usage will be monitored.

Filter by Transaction Types Show Total Condensed Table view

Independent Investment Advisor*

CIBC PRIVATE WEALTH ADVRS, INC

PRIVATE WEALTH MANAGEMENT

Contact your advisor

Not affiliated with Schwab

Transactions From 04/05/2017 To 04/05/2021

Date ▼	Action	Details	Symbol	Description*	Quantity	Price	Fees & Comm	Amount
12/18/2020	Cash Dividend		VEMAX	VANGUARD EMERGING MKTS STOCK IDX ADM				\$680.32
12/18/2020	Reinvest Dividend		FLMVX	JPMORGAN MID CAP VALUE L				\$1,332.22
12/17/2020	Reinvest Shares		CPXIX	COHEN & STEERS PREFERRED SEC & INC I	44.084	\$14.37		-\$633.49
12/17/2020	Reinvest Dividend		CPXIX	COHEN & STEERS PREFERRED SEC & INC I				\$633.49
12/16/2020 as of 12/15/2020	Bank Interest			BANK INT SCHWAB BANK				\$0.17
12/11/2020	Long Term Cap Gain Reinvest		FLMVX	JPMORGAN MID CAP VALUE L				\$6,659.50
12/11/2020	Reinvest Shares		FLMVX	JPMORGAN MID CAP VALUE L	180.523	\$36.89		-\$6,659.50
12/10/2020	Cash Dividend		MIEIX	MFS INSTL INTERNATIONAL EQUITY				\$402.75
12/10/2020	Reinvest Shares		MIEIX	MFS INSTL INTERNATIONAL EQUITY	3.639	\$29.94		-\$108.94
12/10/2020	Long Term Cap Gain		MIEIX	MFS INSTL INTERNATIONAL EQUITY				\$108.94

removed account number

4/5/2021

Charles Schwab Client Center | Accounts History

reinvest

EQUITY

12/09/2020	Reinvest Shares	FIGIX	PIMCO INVESTMENT GRADE CREDIT BOND INSTL	123.275	\$11.20	-	\$-1,380.68
12/09/2020	Long Term Cap Gain Reinvest	FIGIX	PIMCO INVESTMENT GRADE CREDIT BOND INSTL				\$1,380.68
12/08/2020	Journalized Shares	AWEIX	CIBC ATLAS DISCIPLINED EQUITY INSTL	-9,241.92	\$26.69		
11/30/2020	Cash Dividend	FIGIX	PIMCO INVESTMENT GRADE CREDIT BOND INSTL				\$891.24
11/30/2020	Cash Dividend	VFIDX	VANGUARD INTERM-TERM INVESTMENT-GRDE ADM				\$248.75
11/30/2020	Reinvest Shares	CPXIX	COHEN & STEERS PREFERRED SEC & INC I	48.043	\$14.27		-\$685.57
11/30/2020	Reinvest Dividend	CPXIX	COHEN & STEERS PREFERRED SEC & INC I				\$685.57
11/16/2020 as of 11/15/2020	Bank Interest		BANK INT SCHWAB BANK				\$0.19
11/10/2020	Advisor Fee		TO ADVISOR				-\$2,692.03
10/30/2020	Cash Dividend	FIGIX	PIMCO INVESTMENT GRADE CREDIT BOND INSTL				\$1,027.20
10/30/2020	Cash Dividend	VFIDX	VANGUARD INTERM-TERM INVESTMENT-GRDE ADM				\$244.24
10/30/2020	Reinvest Dividend	CPXIX	COHEN & STEERS PREFERRED SEC & INC I				\$682.49
10/30/2020	Reinvest Shares	CPXIX	COHEN & STEERS PREFERRED SEC & INC I	49.206	\$13.87		-\$682.49
10/16/2020 as of 10/15/2020	Bank Interest		BANK INT SCHWAB BANK				\$0.17
09/30/2020	Cash Dividend	FIGIX	PIMCO INVESTMENT GRADE CREDIT BOND INSTL				\$945.07

removed
account
number

removed
account
number

09/30/2020	Cash Dividend		VFIDX	VANGUARD INTERM-TERM INVESTMENT-GRDE ADM				\$244.64	
09/30/2020	Reinvest Shares		CPXIX	COHEN & STEERS PREFERRED SEC & INC I	49.091	\$13.84		-\$679.42	
09/30/2020	Reinvest Dividend		CPXIX	COHEN & STEERS PREFERRED SEC & INC I				\$679.42	
09/29/2020	Cash Dividend		AWIIX	CIBC ATLAS INCOME OPPORTUNITIES INSTL				\$1,064.02	
09/18/2020	Cash Dividend		VEMAX	VANGUARD EMERGING MKTS STOCK IDX ADM				\$969.83	
09/16/2020 as of 09/15/2020	Bank Interest			BANK INT SCHWAB BANK				\$0.15	
					<i>removed account number</i>				
08/31/2020	Cash Dividend		PIGIX	PIMCO INVESTMENT GRADE CREDIT BOND INSTL				\$980.94	
08/31/2020	Cash Dividend		VFIDX	VANGUARD INTERM-TERM INVESTMENT-GRDE ADM				\$253.51	
08/31/2020	Reinvest Dividend		CPXIX	COHEN & STEERS PREFERRED SEC & INC I				\$676.41	
08/31/2020	Reinvest Shares		CPXIX	COHEN & STEERS PREFERRED SEC & INC I	48.281	\$14.01		-\$676.41	
08/17/2020	Advisor Fee			TO ADVISOR				-\$2,474.62	
08/17/2020 as of 08/15/2020	Bank Interest			BANK INT SCHWAB BANK				\$0.57	
					<i>removed account number</i>				
08/07/2020	Sell	Trade Details	PIGIX	PIMCO INVESTMENT GRADE CREDIT BOND INSTL	11,102.575	\$11.26	\$15.00	\$125,000.00	
08/07/2020	Sell	Trade Details	FLMVX	JPMORGAN MID CAP VALUE L	733.793	\$34.09	\$15.00	\$25,000.00	
08/07/2020	Buy	Trade Details	CPXIX	COHEN & STEERS PREFERRED SEC & INC I	10,822.511	\$13.86	\$15.00	-\$150,015.00	
07/31/2020	Cash		PIGIX	PIMCO				\$1,394.32	

4/5/2021

Charles Schwab Client Center | Accounts History

Dividend

INVESTMENT
GRADE CREDIT
BOND INSTL

07/31/2020	Cash Dividend		VFIDX	VANGUARD INTERM-TERM INVESTMENT-GRDE ADM				\$266.16
07/30/2020	Buy	Trade Details	MIEIX	MFS INSTL INTERNATIONAL EQUITY	1,668.521	\$26.97	\$15.00	-\$45,015.00
07/30/2020	Sell	Trade Details	IVIQX	IVA INTERNATIONAL I	3,229.946	\$13.76	\$15.00	\$44,429.06
07/30/2020	Buy	Trade Details	VEMAX	VANGUARD EMERGING MKTS STOCK IDX ADM	2,767.783	\$36.13	\$15.00	-\$100,015.00
07/16/2020 as of 07/15/2020	Bank Interest			BANK INT SCHWAB BANK				\$0.95
06/30/2020	Cash Dividend		PIGIX	PIMCO INVESTMENT GRADE CREDIT BD INST				\$1,215.85
06/30/2020	Cash Dividend		VFIDX	VANGUARD INTERM-TERM INVESTMENT-GRDE ADM				\$265.16
06/30/2020	Cash Dividend		HHDFX	HAMLIN HIGH DIVIDEND EQUITY INSTL				\$4,081.75
06/29/2020	Cash Dividend		AWIIX	GIBG-ATLAS INCOME OPPORTUNITIES INSTL				\$1,098.58

removed account number

Transactions Total

-\$88,173.84

Transactions may include Bank Sweep deposit information. Bank Sweep deposits are held at the FDIC-insured depository institution(s) referenced on the Balances detail page, your account statements and disclosed in your account documents. SIPC does not cover balances held in the Bank Sweep feature.

Account:

Today's Date: 04:50 PM ET, 04/05/2021

Own your tomorrow

Check the background of Charles Schwab or one of its investment professionals on FINRA'S BrokerCheck.

↑ Back to Top

Accounts

+

Trade

+

Research

+

Products




Specialty




Service



Brokerage Products: Not FDIC Insured • No Bank Guarantee • May Lose Value

Charles Schwab & Co., Inc., and Charles Schwab Bank, SSB are separate but affiliated companies and subsidiaries of The Charles Schwab Corporation. Brokerage products are offered by Charles Schwab & Co., Inc. (member SIPC )(“Schwab”). Schwab Intelligent Portfolios® and Schwab Intelligent Portfolios Premium™ are made available through Charles Schwab & Co., Inc. (“Schwab”), a dually registered investment advisor and broker dealer. Portfolio management services are provided by Charles Schwab Investment Advisory, Inc. (“CSIA”). Schwab and CSIA are subsidiaries of The Charles Schwab Corporation. Deposit and lending products and services are offered by Charles Schwab Bank, SSB, Member FDIC and an Equal Housing Lender (“Schwab Bank”).

Bank Sweep deposits are held at one or more FDIC-insured banks that are affiliated with Charles Schwab & Co., Inc. (“Affiliated Banks”).

Funds deposited at Affiliated Banks are insured, in aggregate, up to \$250,000 per Affiliated Bank, per depositor, for each account ownership category, by the Federal Deposit Insurance Corporation (FDIC). Securities products and services (including unswept or intra-day cash, net credit or debit balances, and money market funds) offered by Charles Schwab & Co., Inc. (member SIPC ) are not deposits or obligations of the Affiliated Banks, are subject to investment risk, are not FDIC insured, may lose value, and are not Affiliated Bank-guaranteed. Charles Schwab & Co., Inc. and the Affiliated Banks are separate entities and are all affiliates of The Charles Schwab Corporation.

© 2020 Charles Schwab & Co., Inc. All rights reserved. Member SIPC . Unauthorized access is prohibited. Usage will be monitored.

Filter by Transaction Types Show Total Condensed Table view

Independent Investment Advisor*

CIBC PRIVATE WEALTH ADVRS, INC

PRIVATE WEALTH MANAGEMENT

Contact your advisor

*Not affiliated with Schwab

Transactions From 04/05/2017 To 04/05/2021

Date ▼	Action	Details	Symbol	Description*	Quantity	Price	Fees & Comm	Amount
06/16/2020 as of 06/15/2020	Bank Interest			BANK INT SCHWAB TRUST BANK				\$0.18
06/16/2020 as of 06/15/2020	Bank Interest			BANK INT SCHWAB BANK				\$1.40
05/29/2020	Cash Dividend		PIGIX	PIMCO INVESTMENT GRADE CREDIT BD INST				\$1,266.56
05/29/2020	Cash Dividend		VFIX	VANGUARD INTERM TERM INVESTMENT GRADE ADMIRALSHARE				\$35.61
05/27/2020	Buy	Trade Details	AWMIX	CIBC ATLAS MID CAP EQTY FD INST	3,082.614	\$16.22	\$15.00	-\$50,015.00
05/27/2020	Buy	Trade Details	HHDFX	HAMLIN HIGH DIV EQTY INSTL	3,662.109	\$20.48	\$15.00	-\$75,015.00
05/27/2020	Sell	Trade Details	FLMVX	JPMORGAN MID CAP VALUE L	1,547.494	\$32.32	\$15.00	\$50,000.00
05/27/2020	Buy	Trade Details	VFIX	VANGUARD INTERM TERM INVESTMENT GRADE ADMIRALSHARE	11,605.416	\$10.34	\$15.00	-\$120,015.00
05/27/2020	Sell	Trade	EPSYX	MAINSTAY EPOCH	58.882	\$15.61	\$15.00	\$904.15

removed account number

4/5/2021

Charles Schwab Client Center | Accounts History

Details

GLOBAL EQTY
YIELD I

05/18/2020 as of 05/15/2020	Bank Interest		BANK INT SCHWAB TRUST BANK					\$0.47
05/18/2020 as of 05/15/2020	Bank Interest		BANK INT SCHWAB BANK					\$2.04
05/11/2020	Advisor Fee		TO ADVISOR					-\$2,551.37
04/30/2020	Cash Dividend	PIGIX	PIMCO INVESTMENT GRADE CREDIT BD INST					\$1,378.81
04/16/2020 as of 04/15/2020	Bank Interest		BANK INT SCHWAB TRUST BANK					\$0.22
04/16/2020 as of 04/15/2020	Bank Interest		BANK INT SCHWAB BANK					\$1.79
03/31/2020	Cash Dividend	PIGIX	PIMCO INVESTMENT GRADE CREDIT BD INST					\$1,543.63
03/31/2020	Reinvest Dividend	EPSYX	MAINSTAY EPOCH GLOBAL EQTY YIELD I					\$831.42
03/31/2020	Reinvest Shares	EPSYX	MAINSTAY EPOCH GLOBAL EQTY YIELD I	58.882	\$14.12			-\$831.42
03/31/2020	Buy	Trade Details	AWEIX CIBC ATLAS DISCIPLINED EQTY FD INST	2,677.29	\$18.67	\$15.00		-\$50,000.00
03/31/2020	Buy	Trade Details	EGFIX EDGEWOOD GROWTH INSTL	1,466.266	\$34.09	\$15.00		-\$50,000.00
03/31/2020	Sell	Trade Details	TBGVX TWEEDY BROWNE GLOBAL VALUE FUND	1,745.272	\$22.01	\$15.00		\$38,398.44
03/31/2020	Sell	Trade Details	HIEMX VIRTUS VONTOBEL EMRG MKTS OPPTY FD I	15,076.292	\$8.82	\$15.00		\$132,957.90
03/31/2020	Sell	Trade Details	EPSYX MAINSTAY EPOCH GLOBAL EQTY YIELD I	3,695.188	\$14.12	\$15.00		\$52,161.05
03/30/2020	Cash Dividend	AWIIX	CIBC ATLAS INCM OPPTY FD INST					\$1,174.97
03/16/2020 as of 03/15/2020	Bank Interest		BANK INT SCHWAB BANK					\$20.26

*removed
account
number*

*removed
a
ccount
number*

*removed
account
number*

02/28/2020	Cash Dividend		PIGIX	PIMCO INVESTMENT GRADE CREDIT BD INST				\$1,456.80
02/26/2020	Sell	Trade Details	MIPTX	MATTHEWS PACIFIC TIGER FD INSTL	5,671.849	\$26.85	\$15.00	\$152,274.00
02/18/2020 as of 02/15/2020	Bank Interest			BANK INT SCHWAB BANK				\$7.09
02/10/2020	Advisor Fee			TO ADVISOR				-\$2,978.20
01/31/2020	Cash Dividend		PIGIX	PIMCO INVESTMENT GRADE CREDIT BD INST				\$1,577.03
01/16/2020 as of 01/15/2020	Bank Interest			BANK INT SCHWAB BANK				\$6.42
12/31/2019	Cash Dividend		PIGIX	PIMCO INVESTMENT GRADE CREDIT BD INST				\$1,557.18
12/30/2019	Cash Dividend		AWIIX	CIBC ATLAS INCM OPPTY FD INST				\$1,616.95
12/30/2019	Cash Dividend		HHDFX	HAMLIN HIGH DIV EQTY INSTL				\$1,614.99
12/30/2019	Reinvest Dividend		AWEIX	CIBC ATLAS DISCIPLINED EQTY FD INST				\$5,234.46
12/30/2019	Reinvest Shares		AWEIX	CIBC ATLAS DISCIPLINED EQTY FD INST	231	\$22.66		-\$5,234.46
12/20/2019	Reinvest Shares		HIEMX	VIRTUS VONTOBEL EMRG MKTS OPPTY FD I	30,575	\$11.57		-\$353.75
12/20/2019	Reinvest Shares		HIEMX	VIRTUS VONTOBEL EMRG MKTS OPPTY FD I	250,945	\$11.57		-\$2,903.43
12/20/2019	Reinvest Shares		HIEMX	VIRTUS VONTOBEL EMRG MKTS OPPTY FD I	21,373	\$11.57		-\$247.29
12/20/2019	Long Term Cap Gain Reinvest		HIEMX	VIRTUS VONTOBEL EMRG MKTS OPPTY FD I				\$353.75
12/20/2019	Reinvest Dividend		HIEMX	VIRTUS VONTOBEL EMRG MKTS OPPTY FD I				\$2,903.43

removed account number

removed account number

Filter by Transaction Types

 Show Total Condensed Table view

Attachment H: Fauci 2020 278e Report, Section 7

Anthony J. Fauci
Revocable Trust
Transactions - 2020

Transactions From 04/05/2017 To 04/05/2021

Date ▼	Action	Details	Symbol	Description*	Quantity	Price	Fees & Comm	Amount
12/29/2020	Buy	Trade Details	SWGXX	SCHWAB GOVT MONEY FUND	23.06	\$1.00		-\$23.06
12/28/2020	Cash Dividend		FIGIX	PIMCO INVESTMENT GRADE CREDIT BOND INSTL				\$23.06
12/24/2020	Buy	Trade Details	SWGXX	SCHWAB GOVT MONEY FUND	524.51	\$1.00		-\$524.51
12/23/2020	Cash Dividend		VSMAX	VANGUARD SMALL CAP INDEX ADM				\$524.51
12/22/2020	Reinvest Shares		AWMIX	CIBC ATLAS MID CAP EQUITY INSTITUTIONAL	359.891	\$19.96		-\$7,183.43
12/22/2020	Long Term Cap Gain Reinvest		AWEIX	CIBC ATLAS DISCIPLINED EQUITY INSTL				\$35,727.94
12/22/2020	Long Term Cap Gain Reinvest		AWMIX	CIBC ATLAS MID CAP EQUITY INSTITUTIONAL				\$7,183.43
12/22/2020	Reinvest Shares		AWEIX	CIBC ATLAS DISCIPLINED EQUITY INSTL	1,373.095	\$26.02		-\$35,727.94
12/21/2020	Buy	Trade Details	SWGXX	SCHWAB GOVT MONEY FUND	3,502.84	\$1.00		-\$3,502.84
12/18/2020	Cash Dividend		VEMAX	VANGUARD EMERGING MKTS				\$1,018.23

STOCK IDX ADM

12/18/2020	Cash Dividend		FLMVX	JPMORGAN MID CAP VALUE L			\$2,484.61
12/17/2020	Reinvest Shares		CPXIX	COHEN & STEERS PREFERRED SEC & INC I	88.168	\$14.37	-\$1,266.97
12/17/2020	Reinvest Dividend		CPXIX	COHEN & STEERS PREFERRED SEC & INC I			\$1,266.97
12/17/2020	Buy	Trade Details	SWGXX	SCHWAB GOVT MONEY FUND	1,017.06	\$1.00	-\$1,017.06
12/16/2020	Reinvest Shares		MIPTX	MATTHEWS PACIFIC TIGER INSTL	362.091	\$33.57	-\$12,155.38
12/16/2020	Reinvest Sharas		MIPTX	MATTHEWS PACIFIC TIGER INSTL	103.42	\$33.57	-\$3,471.82
12/16/2020	Short Term Cap Gain Reinvest		MIPTX	MATTHEWS PACIFIC TIGER INSTL			\$3,471.82
12/16/2020	Long Term Cap Gain Reinvest		MIPTX	MATTHEWS PACIFIC TIGER INSTL			\$12,155.38
12/16/2020	Cash Dividend		MIPTX	MATTHEWS PACIFIC TIGER INSTL			\$1,017.06
12/11/2020	Long Term Cap Gain Reinvest		FLMVX	JPMORGAN MID CAP VALUE L			\$12,420.03
12/11/2020	Reinvest Shares		FLMVX	JPMORGAN MID CAP VALUE L	336.677	\$36.89	-\$12,420.03
12/11/2020	Buy	Trade Details	SWGXX	SCHWAB GOVT MONEY FUND	1,737.8	\$1.00	-\$1,737.80
12/10/2020	Reinvest Shares		MIEIX	MFS INSTL INTERNATIONAL EQUITY	15.7	\$29.94	-\$470.05
12/10/2020	Cash Dividend		MIEIX	MFS INSTL INTERNATIONAL EQUITY			\$1,737.80
12/10/2020	Long Term Cap Gain Reinvest		MIEIX	MFS INSTL INTERNATIONAL EQUITY			\$470.05
12/09/2020	Reinvest Shares		PIGIX	PIMCO INVESTMENT GRADE CREDIT BOND INSTL	150.659	\$11.20	-\$1,687.38
12/09/2020	Long Term Cap Gain		PIGIX	PIMCO INVESTMENT			\$1,687.38

4/5/2021

Charles Schwab Client Center | Accounts History

Reinvest		GRADE CREDIT BOND INSTL					
12/08/2020	Reinvest Shares		PRSMX	T. ROWE PRICE SUMMIT MUNICIPAL INTM INV	0.499	\$12.37	-\$6.17
12/08/2020	Short Term Cap Gain Reinvest		PRSMX	T. ROWE PRICE SUMMIT MUNICIPAL INTM INV			\$6.17
12/08/2020	Journalized Shares		AWEIX	CIBC ATLAS DISCIPLINED EQUITY INSTL	9,241.92	\$26.69	
12/01/2020	Buy	Trade Details	SWGXX	SCHWAB GOVT MONEY FUND	2,421.97	\$1.00	-\$2,421.97
11/30/2020	Cash Dividend		PRSMX	T. ROWE PRICE SUMMIT MUNICIPAL INTM INV			\$1,332.73
11/30/2020	Cash Dividend		PIGIX	PIMCO INVESTMENT GRADE CREDIT BOND INSTL			\$1,089.24
11/30/2020	Reinvest Shares		CPXIX	COHEN & STEERS PREFERRED SEC & INC I	96.085	\$14.27	-\$1,371.14
11/30/2020	Reinvest Dividend		CPXIX	COHEN & STEERS PREFERRED SEC & INC I			\$1,371.14
11/17/2020 as of 11/16/2020	Cash Dividend		SWGXX	SCHWAB GOVT MONEY FUND	0.7		
11/12/2020	Sell	Trade Details	SWGXX	SCHWAB GOVT MONEY FUND	5,787.57	\$1.00	\$5,787.57
11/10/2020	Advisor Fee			TO ADVISOR			-\$5,787.57
11/05/2020	Buy	Trade Details	SWGXX	SCHWAB GOVT MONEY FUND	727.49	\$1.00	-\$727.49
11/04/2020	Cash Dividend		VCRRX	VERSUS CAP REAL ASSETS FD LLC UNIT LTD PARTN			\$727.49
11/02/2020	Buy	Trade Details	SWGXX	SCHWAB GOVT MONEY FUND	2,724.13	\$1.00	-\$2,724.13
10/30/2020	Cash Dividend		PRSMX	T. ROWE PRICE SUMMIT MUNICIPAL INTM INV			\$1,468.78
10/30/2020	Cash		PIGIX	PIMCO			\$1,255.35

4/5/2021

Charles Schwab Client Center | Accounts History

Date	Type	Symbol	Description	Quantity	Price	Amount
	Dividend		INVESTMENT GRADE CREDIT BOND INSTL			
10/30/2020	Reinvest Dividend	CPXIX	COHEN & STEERS PREFERRED SEC & INC I			\$1,364.99
10/30/2020	Reinvest Shares	CPXIX	COHEN & STEERS PREFERRED SEC & INC I	98.413	\$13.87	-\$1,364.99
10/16/2020 as of 10/15/2020	Cash Dividend	SWGXX	SCHWAB GOVT MONEY FUND	0.82		
10/08/2020	Buy	SWGXX	SCHWAB GOVT MONEY FUND	393.51	\$1.00	-\$393.51
		Trade Details				
10/07/2020	Cash Dividend	VC MIX	VERSUS CAP MULTI-MANGR REAL ES SH BEN INT I			\$393.51
10/01/2020	Buy	SWGXX	SCHWAB GOVT MONEY FUND	2,550.56	\$1.00	-\$2,550.56
		Trade Details				
09/30/2020	Cash Dividend	PRSMX	T. ROWE PRICE SUMMIT MUNICIPAL INTM INV			\$1,395.53

Transactions Total -\$1,155.03

Transactions may include Bank Sweep deposit information. Bank Sweep deposits are held at the FDIC-insured depository institution(s) referenced on the Balances detail page, your account statements and disclosed in your account documents. SIPC does not cover balances held in the Bank Sweep feature.

0007-7604)

Account: Today's Date: 04:43 PM ET, 04/05/2021


Own your tomorrow


Check the background of Charles Schwab or one of its investment professionals on FINRA'S BrokerCheck.

[↑ Back to Top](#)

- Accounts +
- Trade +
- Research +
- Products +
- Specialty +
- Service +

Brokerage Products: Not FDIC Insured • No Bank Guarantee • May Lose Value

Charles Schwab & Co., Inc., and Charles Schwab Bank, SSB are separate but affiliated companies and subsidiaries of The Charles Schwab Corporation. Brokerage products are offered by Charles Schwab & Co., Inc. (member SIPC  ("Schwab"). Schwab Intelligent Portfolios® and Schwab Intelligent Portfolios Premium™ are made available through Charles Schwab & Co., Inc. ("Schwab"), a dually registered investment advisor and broker dealer. Portfolio management services are provided by Charles Schwab Investment Advisory, Inc. ("CSIA"). Schwab and CSIA are subsidiaries of The Charles Schwab Corporation. Deposit and lending products and services are offered by Charles Schwab Bank, SSB, Member FDIC and an Equal Housing Lender ("Schwab Bank").

Bank Sweep deposits are held at one or more FDIC-insured banks that are affiliated with Charles Schwab & Co., Inc. ("Affiliated Banks"). Funds deposited at Affiliated Banks are insured, in aggregate, up to \$250,000 per Affiliated Bank, per depositor, for each account ownership category, by the Federal Deposit Insurance Corporation (FDIC). Securities products and services (including unswept or intra-day cash, net credit or debit balances, and money market funds) offered by Charles Schwab & Co., Inc. (member SIPC ) are not deposits or obligations of the Affiliated Banks, are subject to investment risk, are not FDIC insured, may lose value, and are not Affiliated Bank-guaranteed. Charles Schwab & Co., Inc. and the Affiliated Banks are separate entities and are all affiliates of The Charles Schwab Corporation.

© 2020 Charles Schwab & Co., Inc. All rights reserved. Member SIPC  .Unauthorized access is prohibited. Usage will be monitored.

Filter by Transaction Types

 Show Total Condensed Table view

Independent Investment Advisor*
CIBC PRIVATE WEALTH ADVRS, INC



PRIVATE WEALTH MANAGEMENT

Contact your advisor

*Not affiliated with Schwab

Transactions From 04/05/2017 To 04/05/2021

Date ▼	Action	Details	Symbol	Description*	Quantity	Price	Fees & Comm	Amour
09/30/2020	Cash Dividend		PIGIX	PIMCO INVESTMENT GRADE CREDIT BOND INSTL				\$1,155.03
09/30/2020	Reinvest Shares		CPXIX	COHEN & STEERS PREFERRED SEC & INC I	98.183	\$13.84		-\$1,358.85
09/30/2020	Reinvest Dividend		CPXIX	COHEN & STEERS PREFERRED SEC & INC I				\$1,358.85
09/30/2020	Buy	Trade Details	SWGXX	SCHWAB GOVT MONEY FUND	1,421	\$1.00		-\$1,421.00
09/29/2020	Cash Dividend		AWIIX	CIBC ATLAS INCOME OPPORTUNITIES INSTL				\$1,421.00
09/25/2020	Buy	Trade Details	SWGXX	SCHWAB GOVT MONEY FUND	319.73	\$1.00		-\$319.73
09/24/2020	Cash Dividend		VSMAX	VANGUARD SMALL CAP INDEX ADM				\$319.73
09/21/2020	Buy	Trade Details	SWGXX	SCHWAB GOVT MONEY FUND	1,451.53	\$1.00		-\$1,451.53
09/18/2020	Cash Dividend		VEMAX	VANGUARD EMERGING MKTS STOCK IDX ADM				\$1,451.53
09/16/2020	Cash		SWGXX	SCHWAB GOVT	0.58			

4/5/2021

Charles Schwab Client Center | Accounts History

as of	Dividend			MONEY FUND				
09/15/2020								
09/01/2020	Buy	Trade Details	SWGXX	SCHWAB GOVT MONEY FUND	2,610.57	\$1.00		-\$2,610.57
08/31/2020	Cash Dividend		PRSMX	T. ROWE PRICE SUMMIT MUNICIPAL INTM INV				\$1,443.26
08/31/2020	Cash Dividend		PIGIX	PIMCO INVESTMENT GRADE CREDIT BOND INSTL				\$1,167.31
08/31/2020	Reinvest Dividend		CPXIX	COHEN & STEERS PREFERRED SEC & INC I				\$1,352.81
08/31/2020	Reinvest Shares		CPXIX	COHEN & STEERS PREFERRED SEC & INC I	96.56	\$14.01		-\$1,352.81
08/18/2020 as of 08/17/2020	Cash Dividend		SWGXX	SCHWAB GOVT MONEY FUND	3.41			
08/18/2020	Sell	Trade Details	SWGXX	SCHWAB GOVT MONEY FUND	5,475.09	\$1.00		\$5,475.09
08/17/2020	Advisor Fee			TO ADVISOR				-\$5,475.09
08/10/2020	Sell	Trade Details	SWGXX	SCHWAB GOVT MONEY FUND	400,045	\$1.00		\$400,045.00
08/07/2020	Sell	Trade Details	PIGIX	PIMCO INVESTMENT GRADE CREDIT BOND INSTL	8,882.327	\$11.26	\$15.00	\$100,000.00
08/07/2020	Buy	Trade Details	VEMAX	VANGUARD EMERGING MKTS STOCK IDX ADM	4,142.502	\$36.21	\$15.00	-\$150,015.00
08/07/2020	Buy	Trade Details	MIPTX	MATTHEWS PACIFIC TIGER INSTL	8,122.157	\$30.78	\$15.00	-\$250,015.00
08/07/2020	Sell	Trade Details	PRSMX	T. ROWE PRICE SUMMIT MUNICIPAL INTM INV	16,181.23	\$12.36		\$200,000.00
08/07/2020	Buy	Trade Details	CPXIX	COHEN & STEERS PREFERRED SEC & INC I	21,645.022	\$13.86	\$15.00	-\$300,015.00
08/06/2020	Buy	Trade Details	SWGXX	SCHWAB GOVT MONEY FUND	727.49	\$1.00		-\$727.49
08/05/2020	Cash Dividend		VCRRX	VERSUS CAP REAL ASSETS FD LLC UNIT LTD				\$727.49

PARTN

08/03/2020	Buy	Trade Details	SWGXX	SCHWAB GOVT MONEY FUND	3,531.33	\$1.00	-\$3,531.33
07/31/2020	Cash Dividend		PRSMX	T. ROWE PRICE SUMMIT MUNICIPAL INTM INV			\$1,981.29
07/31/2020	Cash Dividend		PIGIX	PIMCO INVESTMENT GRADE CREDIT BOND INSTL			\$1,550.04
07/16/2020 as of 07/15/2020	Cash Dividend		SWGXX	SCHWAB GOVT MONEY FUND	3.9		
07/09/2020	Buy	Trade Details	SWGXX	SCHWAB GOVT MONEY FUND	378.37	\$1.00	-\$378.37
07/08/2020	Cash Dividend		VCMIX	VERSUS CAP MULTI-MANAGER REAL SH BEN INT I			\$378.37
07/01/2020	Buy	Trade Details	SWGXX	SCHWAB GOVT MONEY FUND	3,199.25	\$1.00	-\$3,199.25
06/30/2020	Cash Dividend		PRSMX	T ROWE PRICE SUMMIT MUNI INTERM INV			\$1,847.58
06/30/2020	Cash Dividend		PIGIX	PIMCO INVESTMENT GRADE CREDIT BD INST			\$1,351.67
06/30/2020	Buy	Trade Details	SWGXX	SCHWAB GOVT MONEY FUND	1,467.15	\$1.00	-\$1,467.15
06/29/2020	Cash Dividend		AWIIX	CIBC ATLAS INCOME OPPORTUNITIES INSTL			\$1,467.15
06/25/2020	Buy	Trade Details	SWGXX	SCHWAB GOVT MONEY FUND	187.62	\$1.00	-\$187.62
06/24/2020	Cash Dividend		VSMAX	VANGUARD SMALL CAP INDEX ADMIRAL SHARE			\$187.62
06/16/2020 as of 06/15/2020	Cash Dividend		SWGXX	SCHWAB GOVT MONEY FUND	4.54		
06/01/2020	Buy	Trade Details	SWGXX	SCHWAB GOVT MONEY FUND	2,962.59	\$1.00	-\$2,962.59
05/29/2020	Cash Dividend		PRSMX	T ROWE PRICE SUMMIT MUNI INTERM INV			\$1,919.66

05/29/2020	Cash Dividend		PIGIX	PIMCO INVESTMENT GRADE CREDIT BD INST				\$1,042.93
05/28/2020	Sell	Trade Details	SWGXX	SCHWAB GOVT MONEY FUND	285,045	\$1.00		\$285,045.00
05/27/2020	Buy	Trade Details	PIGIX	PIMCO INVESTMENT GRADE CREDIT BD INST	13,992.537	\$10.72	\$15.00	-\$150,015.00
05/27/2020	Buy	Trade Details	AWEIX	CIBC ATLAS DISCIPLINED EQTY FD INST	2,289.377	\$21.84	\$15.00	-\$50,015.00
05/27/2020	Buy	Trade Details	VSMAX	VANGUARD SMALL CAP INDEX ADMIRAL SHARE	1,225.49	\$69.36	\$15.00	-\$85,015.00
05/18/2020 as of 05/15/2020	Cash Dividend		SWGXX	SCHWAB GOVT MONEY FUND	6.58			
05/12/2020	Sell	Trade Details	SWGXX	SCHWAB GOVT MONEY FUND	5,782.62	\$1.00		\$5,782.62
05/11/2020	Advisor Fee			TO ADVISOR				-\$5,782.62

Transactions Total

\$1,155.03

Transactions may include Bank Sweep deposit information. Bank Sweep deposits are held at the FDIC-insured depository institution(s) referenced on the Balances detail page, your account statements and disclosed in your account documents. SIPC does not cover balances held in the Bank Sweep feature.

Today's Date: 04:43 PM ET, 04/05/2021

Own your tomorrow.

Check the background of Charles Schwab or one of its investment professionals on FINRA'S BrokerCheck.

↑ Back to Top

Accounts +

Trade +

Research +

Products +

Specialty +

Service +

Filter by Transaction Types Show Total Condensed Table view

Independent Investment Advisor*

CIBC PRIVATE WEALTH ADVRS, INC

PRIVATE WEALTH MANAGEMENT

Contact your advisor

*Not affiliated with Schwab

Transactions From 04/05/2017 To 04/05/2021

Date ▼	Action	Details	Symbol	Description*	Quantity	Price	Fees & Comm	Amount
05/07/2020	Buy	Trade Details	SWGXX	SCHWAB GOVT MONEY FUND	766.81	\$1.00		-\$766.81
05/06/2020	Cash Dividend		VCRRX	VERSUS CAP REAL ASSET FUND				\$766.81
05/01/2020	Buy	Trade Details	SWGXX	SCHWAB GOVT MONEY FUND	2,957.28	\$1.00		-\$2,957.28
04/30/2020	Cash Dividend		PRSMX	T ROWE PRICE SUMMIT MUNI INTERM INV				\$1,879.13
04/30/2020	Cash Dividend		PIGIX	PIMCO INVESTMENT GRADE CREDIT BD INST				\$1,078.15
04/21/2020	Buy	Trade Details	SWGXX	SCHWAB GOVT MONEY FUND	55,521.11	\$1.00		-\$55,521.11
04/20/2020 as of 04/17/2020	Sell	Trade Details	VCMIX	VERSUS CAP MULTI MNGR REAL ESTATE INCM FD INST	2,082.344	\$26.67	\$15.00	\$55,521.11
04/20/2020 as of 04/17/2020	Cancel Sell	Trade Details	VCMIX	VERSUS CAP MULTI MNGR REAL ESTATE INCM FD INST	3,595.829	\$26.67	\$15.00	-\$95,885.76
04/17/2020	Sell	Trade Details	VCMIX	VERSUS CAP MULTI MNGR REAL ESTATE INCM FD INST	3,595.829	\$26.67	\$15.00	\$95,885.76

4/5/2021

Charles Schwab Client Center | Accounts History

0001

04/16/2020 as of 04/15/2020	Cash Dividend		SWGXX	SCHWAB GOVT MONEY FUND	49.95			
04/08/2020	Buy	Trade Details	SWGXX	SCHWAB GOVT MONEY FUND	1,006.83	\$1.00		-\$1,006.83
04/07/2020	Cash Dividend		VCMIX	VERSUS CAP MULTI MNGR REAL ESTATE INCM FD INST				\$1,006.83
04/06/2020	Buy	Trade Details	SWGXX	SCHWAB GOVT MONEY FUND	198,118.53	\$1.00		-\$198,118.53
04/02/2020	Buy	Trade Details	SWGXX	SCHWAB GOVT MONEY FUND	104,815.42	\$1.00		-\$104,815.42
04/01/2020	Buy	Trade Details	SWGXX	SCHWAB GOVT MONEY FUND	4,318.19	\$1.00		-\$4,318.19
03/31/2020	Cash Dividend		PRSMX	T ROWE PRICE SUMMIT MUNI INTERM INV				\$1,850.17
03/31/2020	Cash Dividend		PIGIX	PIMCO INVESTMENT GRADE CREDIT BD INST				\$1,207.01
03/31/2020	Cash Dividend		EPSYX	MAINSTAY EPOCH GLOBAL EQTY YIELD I				\$1,261.01
03/31/2020	Sell	Trade Details	HMEX	HARDING LOEVNER INST EMRG MKTS CL I	12,125.675	\$16.34	\$15.00	\$198,118.53
03/31/2020	Buy	Trade Details	AWEIX	CIBC ATLAS DISCIPLINED EQTY FD INST	5,355.383	\$18.67	\$15.00	-\$100,000.00
03/31/2020	Sell	Trade Details	TBGVX	TWEEDY BROWNE GLOBAL VALUE FUND	5,711.486	\$22.01	\$15.00	\$125,694.81
03/31/2020	Sell	Trade Details	EPSYX	MAINSTAY EPOCH GLOBAL EQTY YIELD I	5,604.505	\$14.12	\$15.00	\$79,120.61
03/31/2020	Buy	Trade Details	SWGXX	SCHWAB GOVT MONEY FUND	1,569.17	\$1.00		-\$1,569.17
03/30/2020	Cash Dividend		AWIIX	CIBC ATLAS INCM OPPTY FD INST				\$1,569.17
03/27/2020	Buy	Trade Details	SWGXX	SCHWAB GOVT MONEY FUND	73,012.55	\$1.00		-\$73,012.55
03/25/2020	Sell	Trade Details	VSMAX	VANGUARD SMALL CAP INDEX	1,365.001	\$53.50	\$15.00	\$73,012.55

<https://client.schwab.com/Apps/accounts/transactionhistory/#/>

ADMIRAL SHARE

03/17/2020 as of 03/16/2020	Cash Dividend		SWGXX	SCHWAB GOVT MONEY FUND	158.98			
03/11/2020	Buy	Trade Details	SWGXX	SCHWAB GOVT MONEY FUND	305.49	\$1.00		-\$305.49
03/10/2020 as of 03/09/2020	Cash Dividend		VSMAX	VANGUARD SMALL CAP INDEX ADMIRAL SHARE				\$305.49
03/02/2020	Buy	Trade Details	SWGXX	SCHWAB GOVT MONEY FUND	2,828.61	\$1.00		-\$2,828.61
02/28/2020	Cash Dividend		PRSMX	T ROWE PRICE SUMMIT MUNI INTERM INV				\$1,689.47
02/28/2020	Cash Dividend		PIGIX	PIMCO INVESTMENT GRADE CREDIT BD INST				\$1,139.14
02/28/2020	Buy	Trade Details	SWGXX	SCHWAB GOVT MONEY FUND	224,096.5	\$1.00		-\$224,096.50
02/26/2020	Sell	Trade Details	MIPTX	MATTHEWS PACIFIC TIGER FD INSTL	8,346.797	\$26.85	\$15.00	\$224,096.50
02/19/2020 as of 02/18/2020	Cash Dividend		SWGXX	SCHWAB GOVT MONEY FUND	89.42			
02/11/2020	Sell	Trade Details	SWGXX	SCHWAB GOVT MONEY FUND	6,483.21	\$1.00		\$6,483.21
02/10/2020	Advisor Fee			TO ADVISOR				-\$6,483.21
02/06/2020	Buy	Trade Details	SWGXX	SCHWAB GOVT MONEY FUND	865.12	\$1.00		-\$865.12
02/05/2020	Cash Dividend		VCRRX	VERSUS CAP REAL ASSET FUND				\$865.12
02/03/2020	Buy	Trade Details	SWGXX	SCHWAB GOVT MONEY FUND	3,165.94	\$1.00		-\$3,165.94
01/31/2020	Cash Dividend		PRSMX	T ROWE PRICE SUMMIT MUNI INTERM INV				\$1,932.82
01/31/2020	Cash Dividend		PIGIX	PIMCO INVESTMENT GRADE CREDIT BD INST				\$1,233.12
01/22/2020	Buy	Trade Details	SWGXX	SCHWAB GOVT MONEY FUND	3,080	\$1.00		-\$3,080.00

01/21/2020	Journal			JOURNAL FRM				\$3,080.00
01/21/2020	Buy	Trade Details	SWGXX	SCHWAB GOVT MONEY FUND	3,160	\$1.00		removed account number -\$3,160.00
01/17/2020	Journal			JOURNAL FRM				removed account number \$3,160.00
01/16/2020 as of 01/15/2020	Cash Dividend		SWGXX	SCHWAB GOVT MONEY FUND	34.9			
01/09/2020	Buy	Trade Details	SWGXX	SCHWAB GOVT MONEY FUND	1,060.77	\$1.00		-\$1,060.77
01/08/2020	Cash Dividend		VCMIX	VERSUS CAP MULTI MNGR REAL ESTATE INCM FD INST				\$1,060.77
01/02/2020	Buy	Trade Details	SWGXX	SCHWAB GOVT MONEY FUND	3,114.07	\$1.00		-\$3,114.07

Transactions Total -\$3,114.07

Transactions may include Bank Sweep deposit information. Bank Sweep deposits are held at the FDIC-insured depository institution(s) referenced on the Balances detail page, your account statements and disclosed in your account documents. SIPC does not cover balances held in the Bank Sweep feature.

0007-7604)

Today's Date: 04:43 PM ET, 04/05/2021


Own your tomorrow


Check the background of Charles Schwab or one of its investment professionals on FINRA'S BrokerCheck.

[↑ Back to Top](#)

- Accounts +
- Trade +
- Research +
- Products +
- Specialty +
- Service +

Brokerage Products: Not FDIC Insured • No Bank Guarantee • May Lose Value

Charles Schwab & Co., Inc., and Charles Schwab Bank, SSB are separate but affiliated companies and subsidiaries of The Charles Schwab Corporation. Brokerage products are offered by Charles Schwab & Co., Inc. (member SIPC ) ("Schwab"). Schwab Intelligent Portfolios® and Schwab Intelligent Portfolios Premium™ are made available through Charles Schwab & Co., Inc. ("Schwab"), a dually registered investment advisor and broker dealer. Portfolio management services are provided by Charles Schwab Investment Advisory, Inc. ("CSIA"). Schwab and CSIA are subsidiaries of The Charles Schwab Corporation. Deposit and lending products and services are offered by Charles Schwab Bank, SSB, Member FDIC and an Equal Housing Lender ("Schwab Bank").

Bank Sweep deposits are held at one or more FDIC-insured banks that are affiliated with Charles Schwab & Co., Inc. ("Affiliated Banks"). Funds deposited at Affiliated Banks are insured, in aggregate, up to \$250,000 per Affiliated Bank, per depositor, for each account ownership category, by the Federal Deposit Insurance Corporation (FDIC). Securities products and services (including unswept or intra-day cash, net credit or debit balances, and money market funds) offered by Charles Schwab & Co., Inc. (member SIPC ) are not deposits or obligations of the Affiliated Banks, are subject to investment risk, are not FDIC insured, may lose value, and are not Affiliated Bank-guaranteed. Charles Schwab & Co., Inc. and the Affiliated Banks are separate entities and are all affiliates of The Charles Schwab Corporation.

© 2020 Charles Schwab & Co., Inc. All rights reserved. Member SIPC . Unauthorized access is prohibited. Usage will be monitored.

Filter by Transaction Types Show Total Condensed Table view

Attachment I: Fauci 2020 278e Report, section 7.

SPOUSE

Revocable Trust
Transactions - 2020

Independent Investment Advisor*

CIBC PRIVATE WEALTH ADVRS, INC

PRIVATE WEALTH MANAGEMENT

Contact your advisor

*Not affiliated with Schwab

Transactions From 04/05/2017 To 04/05/2021

Date ▼	Action	Details	Symbol	Description*	Quantity	Price	Fees & Comm	Amount
04/01/2021	Buy	Trade Details	SWGXX	SCHWAB GOVT MONEY FUND	1,574.85	\$1.00		-\$1,574.85
03/31/2021	Cash Dividend		PRSMX	T. ROWE PRICE SUMMIT MUNICIPAL INTM INV				\$445.86
03/31/2021	Cash Dividend		PRILX	PARNASSUS CORE EQUITY INSTITUTIONAL				\$1,128.99
03/31/2021	Reinvest Shares		RPIFX	T. ROWE PRICE INSTL FLOATING RATE	35.858	\$9.74		-\$349.26
03/31/2021	Reinvest Dividend		RPIFX	T. ROWE PRICE INSTL FLOATING RATE				\$349.26
03/31/2021	Buy	Trade Details	SWGXX	SCHWAB GOVT MONEY FUND	393.83	\$1.00		-\$393.83
03/30/2021	Cash Dividend		AWIIX	CIBC ATLAS INCOME OPPORTUNITIES INSTL				\$393.83
03/16/2021 as of 03/15/2021	Cash Dividend		SWGXX	SCHWAB GOVT MONEY FUND	0.23			
03/01/2021	Buy	Trade Details	SWGXX	SCHWAB GOVT MONEY FUND	603.62	\$1.00		-\$603.62

4/5/2021

Charles Schwab Client Center | Accounts History

02/26/2021	Cash Dividend		PRSMX	T. ROWE PRICE SUMMIT MUNICIPAL INTM INV				\$603.62
02/26/2021	Reinvest Dividend		RPIFX	T. ROWE PRICE INSTL FLOATING RATE				\$107.98
02/26/2021	Reinvest Shares		RPIFX	T. ROWE PRICE INSTL FLOATING RATE	11.064	\$9.76		-\$107.98
02/23/2021	Sell	Trade Details	SWGXX	SCHWAB GOVT MONEY FUND	3,967.41	\$1.00		\$3,967.41
02/22/2021	Advisor Fee			TO ADVISOR				-\$3,967.41
02/17/2021	Sell	Trade Details	SWGXX	SCHWAB GOVT MONEY FUND	30	\$1.00		\$30.00
02/17/2021 as of 02/16/2021	Cash Dividend		SWGXX	SCHWAB GOVT MONEY FUND	0.25			
02/16/2021	Buy	Trade Details	RPIFX	T. ROWE PRICE INSTL FLOATING RATE	10,235.415	\$9.77	\$15.00	-\$100,015.00
02/16/2021	Sell	Trade Details	PRSMX	T. ROWE PRICE SUMMIT MUNICIPAL INTM INV	16,038.492	\$12.47		\$200,000.00
02/16/2021	Buy	Trade Details	PCRIX	PIMCO COMMODITY REAL RET STRAT INSTL	15,313.936	\$6.53	\$15.00	-\$100,015.00
02/01/2021	Buy	Trade Details	SWGXX	SCHWAB GOVT MONEY FUND	748.57	\$1.00		-\$748.57
01/29/2021	Cash Dividend		PRSMX	T. ROWE PRICE SUMMIT MUNICIPAL INTM INV				\$748.57
01/19/2021 as of 01/15/2021	Cash Dividend		SWGXX	SCHWAB GOVT MONEY FUND	0.13			
01/04/2021	Buy	Trade Details	SWGXX	SCHWAB GOVT MONEY FUND	918.42	\$1.00		-\$918.42
12/31/2020	Cash Dividend		PRSMX	T. ROWE PRICE SUMMIT MUNICIPAL INTM INV				\$918.42
12/31/2020	Cash Dividend		SWGXX	SCHWAB GOVT MONEY FUND	0.4			

4/5/2021

Charles Schwab Client Center | Accounts History

12/31/2020	Buy	Trade Details	SWGXX	SCHWAB GOVT MONEY FUND	434.79	\$1.00	-\$434.79
12/30/2020	Cash Dividend		AWIIX	CIBC ATLAS INCOME OPPORTUNITIES INSTL			\$434.79
12/23/2020	Buy	Trade Details	SWGXX	SCHWAB GOVT MONEY FUND	563.98	\$1.00	-\$563.98
12/22/2020	Reinvest Shares		PXSIX	PAX SMALL CAP INSTITUTIONAL	29.052	\$15.83	-\$459.89
12/22/2020	Reinvest Shares		PXSIX	PAX SMALL CAP INSTITUTIONAL	78.226	\$15.83	-\$1,238.32
12/22/2020	Short Term Cap Gain Reinvest		PXSIX	PAX SMALL CAP INSTITUTIONAL			\$1,238.32
12/22/2020	Long Term Cap Gain Reinvest		PXSIX	PAX SMALL CAP INSTITUTIONAL			\$459.89
12/22/2020	Cash Dividend		PXWIX	PAX ELLEVATE GLBL-WOMEN'S LDRSP INST			\$563.98
12/18/2020	Buy	Trade Details	SWGXX	SCHWAB GOVT MONEY FUND	3,632.14	\$1.00	-\$3,632.14
12/17/2020	Cash Dividend		BCAIX	BOSTON COMMON ESG IMPACT INTL			\$1,846.32
12/17/2020	Cash Dividend		PRILX	PARNASSUS CORE EQUITY INSTITUTIONAL			\$1,785.82
12/16/2020	Buy	Trade Details	SWGXX	SCHWAB GOVT MONEY FUND	319.23	\$1.00	-\$319.23
12/15/2020	Cash Dividend		HLEMX	HARDING LOEVNER EMERGING MARKETS ADVISOR			\$319.23
12/08/2020	Reinvest Shares		PRSMX	T. ROWE PRICE SUMMIT MUNICIPAL INTM INV	0.294	\$12.37	-\$3.64
12/08/2020	Short Term Cap Gain Reinvest		PRSMX	T. ROWE PRICE SUMMIT MUNICIPAL INTM INV			\$3.64
12/01/2020	Buy	Trade Details	SWGXX	SCHWAB GOVT MONEY FUND	786.95	\$1.00	-\$786.95
11/30/2020	Cash Dividend		PRSMX	T. ROWE PRICE SUMMIT MUNICIPAL INTM			\$786.95

4/5/2021

Charles Schwab Client Center | Accounts History

INV

11/19/2020	Long Term Cap Gain Reinvest		PRILX	PARNASSUS CORE EQUITY INSTITUTIONAL			\$43,252.16
11/19/2020	Reinvest Shares		PRILX	PARNASSUS CORE EQUITY INSTITUTIONAL	839.033	\$51.55	-\$43,252.16
11/17/2020 as of 11/16/2020	Cash Dividend		SWGXX	SCHWAB GOVT MONEY FUND	0.26		
11/12/2020	Sell	Trade Details	SWGXX	SCHWAB GOVT MONEY FUND	3.679.91	\$1.00	\$3,679.91
11/10/2020	Advisor Fee			TO ADVISOR			-\$3,679.91
11/02/2020	Buy	Trade Details	SWGXX	SCHWAB GOVT MONEY FUND	867.33	\$1.00	-\$867.33
10/30/2020	Cash Dividend		PRSMX	T. ROWE PRICE SUMMIT MUNICIPAL INTM			\$867.33
				INV			
10/16/2020 as of 10/15/2020	Cash Dividend		SWGXX	SCHWAB GOVT MONEY FUND	0.29		

Transactions Total

\$0.00

Transactions may include Bank Sweep deposit information. Bank Sweep deposits are held at the FDIC-insured depository institution(s) referenced on the Balances detail page, your account statements and disclosed in your account documents. SIPC does not cover balances held in the Bank Sweep feature.

Account

Today's Date: 04:58 PM ET, 04/05/2021

Own your tomorrow.

Check the background of Charles Schwab or one of its investment professionals on FINRA'S BrokerCheck.

↑ Back to Top

Accounts

+

Trade

+

Research

+

Products

+


Specialty


+

Services

+

Brokerage Products: Not FDIC Insured • No Bank Guarantee • May Lose Value

Charles Schwab & Co., Inc., and Charles Schwab Bank, SSB are separate but affiliated companies and subsidiaries of The Charles Schwab Corporation. Brokerage products are offered by Charles Schwab & Co., Inc. (member SIPC )(“Schwab”). Schwab Intelligent Portfolios® and Schwab Intelligent Portfolios Premium™ are made available through Charles Schwab & Co., Inc. (“Schwab”), a dually registered investment advisor and broker dealer. Portfolio management services are provided by Charles Schwab Investment Advisory, Inc. (“CSIA”). Schwab and CSIA are subsidiaries of The Charles Schwab Corporation. Deposit and lending products and services are offered by Charles Schwab Bank, SSB, Member FDIC and an Equal Housing Lender (“Schwab Bank”).

Bank Sweep deposits are held at one or more FDIC-insured banks that are affiliated with Charles Schwab & Co., Inc. (“Affiliated Banks”). Funds deposited at Affiliated Banks are insured, in aggregate, up to \$250,000 per Affiliated Bank, per depositor, for each account ownership category, by the Federal Deposit Insurance Corporation (FDIC). Securities products and services (including unswept or intra-day cash, net credit or debit balances, and money market funds) offered by Charles Schwab & Co., Inc. (member SIPC ) are not deposits or obligations of the Affiliated Banks, are subject to investment risk, are not FDIC insured, may lose value, and are not Affiliated Bank-guaranteed. Charles Schwab & Co., Inc. and the Affiliated Banks are separate entities and are all affiliates of The Charles Schwab Corporation.

© 2020 Charles Schwab & Co., Inc. All rights reserved. Member SIPC . Unauthorized access is prohibited. Usage will be monitored.

Filter by Transaction Types



Show Total



Condensed Table view

Independent Investment Advisor*
CIBC PRIVATE WEALTH ADVRS, INC



PRIVATE WEALTH MANAGEMENT

Contact your advisor

Not affiliated with Schwab

Transactions From 04/05/2017 To 04/05/2021

Date ▼	Action	Details	Symbol	Description*	Quantity	Price	Fees & Comm	Amount
10/01/2020	Buy	Trade Details	SWGXX	SCHWAB GOVT MONEY FUND	1,991.44	\$1.00		-\$1,991.44
09/30/2020	Cash Dividend		PRSMX	T. ROWE PRICE SUMMIT MUNICIPAL INTM INV				\$824.03
09/30/2020	Cash Dividend		PRILX	PARNASSUS CORE EQUITY INSTITUTIONAL				\$1,167.41
09/30/2020	Buy	Trade Details	SWGXX	SCHWAB GOVT MONEY FUND	386.56	\$1.00		-\$386.56
09/29/2020	Cash Dividend		AWIIX	CIBC ATLAS INCOME OPPORTUNITIES INSTL				\$386.56
09/16/2020 as of 09/15/2020	Cash Dividend		SWGXX	SCHWAB GOVT MONEY FUND	0.24			
09/01/2020	Buy	Trade Details	SWGXX	SCHWAB GOVT MONEY FUND	827.16	\$1.00		-\$827.16
08/31/2020	Cash Dividend		PRSMX	T. ROWE PRICE SUMMIT MUNICIPAL INTM INV				\$827.16
08/18/2020 as of 08/17/2020	Cash Dividend		SWGXX	SCHWAB GOVT MONEY FUND	0.53			

4/5/2021

Charles Schwab Client Center | Accounts History

08/18/2020	Sell	Trade Details	SWGXX	SCHWAB GOVT MONEY FUND	3,331.51	\$1.00		\$3,331.51
08/17/2020	Advisor Fee			TO ADVISOR				-\$3,331.51
08/10/2020	Sell	Trade Details	SWGXX	SCHWAB GOVT MONEY FUND	40,030	\$1.00		\$40,030.00
08/07/2020	Buy	Trade Details	HLEMXX	HARDING LOEVNER EMERGING MARKETS ADVISOR	1,470.588	\$54.40		-\$80,000.00
08/07/2020	Sell	Trade Details	AWIIX	CIBC ATLAS INCOME OPPORTUNITIES INSTL	4,615.385	\$13.00	\$15.00	\$59,985.00
08/07/2020	Buy	Trade Details	PXWIX	PAX ELLEVATE GLBL WOMEN'S LDRSP INST	2,948.765	\$27.13	\$15.00	-\$80,015.00
08/07/2020	Sell	Trade Details	PRSMX	T. ROWE PRICE SUMMIT MUNICIPAL INTM INV	4,854.369	\$12.36		\$60,000.00
08/03/2020	Buy	Trade Details	SWGXX	SCHWAB GOVT MONEY FUND	1,050.35	\$1.00		-\$1,050.35
07/31/2020	Cash Dividend		PRSMX	T. ROWE PRICE SUMMIT MUNICIPAL INTM INV				\$1,050.35
07/16/2020 as of 07/15/2020	Cash Dividend		SWGXX	SCHWAB GOVT MONEY FUND	0.56			
07/01/2020	Buy	Trade Details	SWGXX	SCHWAB GOVT MONEY FUND	2,372.14	\$1.00		-\$2,372.14
06/30/2020	Cash Dividend		PRSMX	T ROWE PRICE SUMMIT MUNI INTERM INV				\$979.46
06/30/2020	Cash Dividend		PRILX	PARNASSUS CORE EQUITY INSTITUTIONAL				\$1,392.68
06/30/2020	Buy	Trade Details	SWGXX	SCHWAB GOVT MONEY FUND	677.88	\$1.00		-\$677.88
06/29/2020	Cash Dividend		AWIIX	CIBC ATLAS INCOME OPPORTUNITIES INSTL				\$677.88
06/16/2020 as of 06/15/2020	Cash Dividend		SWGXX	SCHWAB GOVT MONEY FUND	0.95			
06/01/2020	Buy	Trade	SWGXX	SCHWAB GOVT	786.63	\$1.00		-\$786.63

<https://client.schwab.com/Apps/accounts/transactionhistory/##>

4/5/2021

Details

MONEY FUND

05/29/2020	Cash Dividend		PRSMX	T ROWE PRICE SUMMIT MUNI INTERM INV				\$786.63
05/28/2020	Sell	Trade Details	SWGXX	SCHWAB GOVT MONEY FUND	160,015	\$1.00		\$160,015.00
05/27/2020	Buy	Trade Details	PXSIX	PAX SMALL CAP INST	2,779.984	\$12.59	\$15.00	-\$35,015.00
05/27/2020	Buy	Trade Details	PRSMX	T ROWE PRICE SUMMIT MUNI INTERM INV	10,373.444	\$12.05		-\$125,000.10
05/18/2020 as of 05/15/2020	Cash Dividend		SWGXX	SCHWAB GOVT MONEY FUND	1.92			
05/12/2020	Sell	Trade Details	SWGXX	SCHWAB GOVT MONEY FUND	3,017.23	\$1.00		\$3,017.23
05/11/2020	Advisor Fee			TO ADVISOR				-\$3,017.23
05/01/2020	Buy	Trade Details	SWGXX	SCHWAB GOVT MONEY FUND	745.9	\$1.00		-\$745.90
04/30/2020	Cash Dividend		PRSMX	T ROWE PRICE SUMMIT MUNI INTERM INV				\$745.90
04/16/2020 as of 04/15/2020	Cash Dividend		SWGXX	SCHWAB GOVT MONEY FUND	11.5			
04/01/2020	Sell	Trade Details	SWGXX	SCHWAB GOVT MONEY FUND	149,176.05	\$1.00		\$149,176.05
03/31/2020	Cash Dividend		PRSMX	T ROWE PRICE SUMMIT MUNI INTERM INV				\$734.40
03/31/2020	Cash Dividend		PRILX	PARNASSUS CORE EQTY FD INST				\$1,673.18
03/31/2020	Cash Dividend		EPSYX	MAINSTAY EPOCH GLOBAL EQTY YIELD I				\$31.81
03/31/2020	Buy	Trade Details	PRILX	PARNASSUS CORE EQTY FD INST	1,920.23	\$39.05	\$15.00	-\$75,000.00
03/31/2020	Buy	Trade Details	BCAIX	BOSTON COMMON ESG IMPACT INTL FD	7,824.139	\$25.56	\$15.00	-\$200,000.00
03/31/2020	Sell	Trade Details	FLMVX	JPMORGAN MID CAP VALUE L	4,488.659	\$27.05	\$15.00	\$121,403.20

4/5/2021

Charles Schwab Client Center | Accounts History

Date	Type	Trade Details	Symbol	Description	Quantity	Price	Commission	Net
03/31/2020	Sell	Trade Details	EPSTA	MAINSTAY EPOCH GLOBAL EQTY YIELD I	141.363	\$14.12	\$15.00	\$1,961.33
03/31/2020	Buy	Trade Details	SWGXX	SCHWAB GOVT MONEY FUND	725.02	\$1.00		-\$725.02
03/30/2020	Cash Dividend		AWIIX	CIBC ATLAS INCM OPPTY FD INST				\$725.02
03/30/2020	Buy	Trade Details	SWGXX	SCHWAB GOVT MONEY FUND	340,969.98	\$1.00		-\$340,969.98
03/26/2020	Sell	Trade Details	TROCX	TOUCHSTONE GLOBAL ESG EQUITY INST	15,623.593	\$17.80	\$15.00	\$278,084.96
03/26/2020	Sell	Trade Details	PXSIX	PAX SMALL CAP INST	5,922.789	\$10.62	\$15.00	\$62,885.02
03/17/2020 as of 03/16/2020	Cash Dividend		SWGXX	SCHWAB GOVT MONEY FUND	20.58			

Transactions Total \$0.00

Transactions may include Bank Sweep deposit information. Bank Sweep deposits are held at the FDIC-insured depository institution(s) referenced on the Balances detail page, your account statements and disclosed in your account documents. SIPC does not cover balances held in the Bank Sweep feature.

Account: Today's Date: 04:58 PM ET, 04/05/2021


Own your tomorrow.


Check the background of Charles Schwab or one of its investment professionals on FINRA'S BrokerCheck.

[↑ Back to Top](#)

- Accounts +
- Trade +
- Research +
- Products +
- Specialty +
- Service +

Brokerage Products: Not FDIC Insured • No Bank Guarantee • May Lose Value

Charles Schwab & Co., Inc., and Charles Schwab Bank, SSB are separate but affiliated companies and subsidiaries of The Charles Schwab Corporation. Brokerage products are offered by Charles Schwab & Co., Inc. (member SIPC  ("Schwab"). Schwab Intelligent Portfolios® and Schwab Intelligent Portfolios Premium™ are made available through Charles Schwab & Co., Inc. ("Schwab"), a dually registered investment advisor and broker dealer. Portfolio management services are provided by Charles Schwab Investment Advisory, Inc. ("CSIA"). Schwab and CSIA are subsidiaries of The Charles Schwab Corporation. Deposit and lending products and services are offered by Charles Schwab Bank, SSB, Member FDIC and an Equal Housing Lender ("Schwab Bank").

Bank Sweep deposits are held at one or more FDIC-insured banks that are affiliated with Charles Schwab & Co., Inc. ("Affiliated Banks"). Funds deposited at Affiliated Banks are insured, in aggregate, up to \$250,000 per Affiliated Bank, per depositor, for each account ownership category, by the Federal Deposit Insurance Corporation (FDIC). Securities products and services (including unswept or intra-day cash, net credit or debit balances, and money market funds) offered by Charles Schwab & Co., Inc. (member SIPC ) are not deposits or obligations of the Affiliated Banks, are subject to investment risk, are not FDIC insured, may lose value, and are not Affiliated Bank-guaranteed. Charles Schwab & Co., Inc. and the Affiliated Banks are separate entities and are all affiliates of The Charles Schwab Corporation.

© 2020 Charles Schwab & Co., Inc. All rights reserved. Member SIPC  .Unauthorized access is prohibited. Usage will be monitored.

Filter by Transaction Types Show Total Condensed Table view

Independent Investment Advisor*
CIBC PRIVATE WEALTH ADVRS, INC



Contact your advisor
Not affiliated with Schwab

Transactions From 04/05/2017 To 04/05/2021

Date ▼	Action	Details	Symbol	Description*	Quantity	Price	Fees & Comm	Amount
03/02/2020	Buy	Trade Details	SWGXX	SCHWAB GOVT MONEY FUND	670.63	\$1.00		-\$670.63
02/28/2020	Cash Dividend		PRSMX	T ROWE PRICE SUMMIT MUNI INTERM INV				\$670.63
02/19/2020 as of 02/18/2020	Cash Dividend		SWGXX	SCHWAB GOVT MONEY FUND	31.46			
02/11/2020	Sell	Trade Details	SWGXX	SCHWAB GOVT MONEY FUND	3,540.9	\$1.00		\$3,540.90
02/10/2020	Advisor Fee			TO ADVISOR				-\$3,540.90
02/03/2020	Buy	Trade Details	SWGXX	SCHWAB GOVT MONEY FUND	767.21	\$1.00		-\$767.21
01/31/2020	Cash Dividend		PRSMX	T ROWE PRICE SUMMIT MUNI INTERM INV				\$767.21
01/16/2020 as of 01/15/2020	Cash Dividend		SWGXX	SCHWAB GOVT MONEY FUND	13.37			
01/02/2020	Buy	Trade Details	SWGXX	SCHWAB GOVT MONEY FUND	752.78	\$1.00		-\$752.78
12/31/2019	Cash Dividend		PRSMX	T ROWE PRICE SUMMIT MUNI INTERM INV				\$752.78

Filter by Transaction Types

Show Total Condensed Table view

Attachment J: Fauci 2020 278e Report, Section 7

spouse
IRA Contributory
Transactions - 2020

Independent Investment Advisor*

CIBC PRIVATE WEALTH ADVRS, INC

PRIVATE WEALTH MANAGEMENT

Contact your advisor

*Not affiliated with Schwab

Transactions From 04/05/2017 To 04/05/2021

Date ▼	Action	Details	Symbol	Description*	Quantity	Price	Fees & Comm	Amount
03/31/2021	Cash Dividend		VFIDX	VANGUARD INTERM-TERM INVESTMENT-GRDE ADM				\$28.76
03/31/2021	Cash Dividend		PRILX	PARNASSUS CORE EQUITY INSTITUTIONAL				\$62.91
03/31/2021	Reinvest Shares		VFIDX	VANGUARD INTERM-TERM INVESTMENT-GRDE ADM	7.441	\$9.98		-\$74.26
03/31/2021	Reinvest Shares		VFIDX	VANGUARD INTERM-TERM INVESTMENT-GRDE ADM	2.244	\$9.98		-\$22.40
03/31/2021	Long Term Cap Gain Reinvest		VFIDX	VANGUARD INTERM-TERM INVESTMENT-GRDE ADM				\$74.26
03/31/2021	Short Term Cap Gain Reinvest		VFIDX	VANGUARD INTERM-TERM INVESTMENT-GRDE ADM				\$22.40
03/16/2021 as of 03/15/2021	Bank Interest			BANK INT SCHWAB BANK				\$0.01
03/01/2021 as of 02/26/2021	Cash Dividend		VFIDX	VANGUARD INTERM-TERM INVESTMENT-GRDE ADM				\$29.65

removed account number

02/16/2021 as of 02/15/2021	Bank Interest		BANK INT SCHWAB BANK				\$0.01
01/29/2021	Cash Dividend	VFIDX	VANGUARD INTERM-TERM INVESTMENT- GRDE ADM				\$29.41
01/19/2021 as of 01/15/2021	Bank Interest		BANK INT SCHWAB BANK				\$0.01
12/31/2020	Cash Dividend	VFIDX	VANGUARD INTERM-TERM INVESTMENT- GRDE ADM				\$37.61
12/29/2020	Reinvest Shares	VFIDX	VANGUARD INTERM-TERM INVESTMENT- GRDE ADM	20.918	\$10.45		-\$218.59
12/29/2020	Reinvest Shares	VFIDX	VANGUARD INTERM-TERM INVESTMENT- GRDE ADM	17.258	\$10.45		-\$180.35
12/29/2020	Long Term Cap Gain Reinvest	VFIDX	VANGUARD INTERM-TERM INVESTMENT- GRDE ADM				\$218.59
12/29/2020	Short Term Cap Gain Reinvest	VFIDX	VANGUARD INTERM-TERM INVESTMENT- GRDE ADM				\$180.35
12/22/2020	Reinvest Shares	PXSIX	PAX SMALL CAP INSTITUTIONAL	2.49	\$15.83		-\$39.42
12/22/2020	Reinvest Shares	PXSIX	PAX SMALL CAP INSTITUTIONAL	6.705	\$15.83		-\$106.14
12/22/2020	Short Term Cap Gain Reinvest	PXSIX	PAX SMALL CAP INSTITUTIONAL				\$106.14
12/22/2020	Long Term Cap Gain Reinvest	PXSIX	PAX SMALL CAP INSTITUTIONAL				\$39.42
12/22/2020	Cash Dividend	PXWIX	PAX ELLEVATE GLBL WOMEN'S LDRSP INST				\$63.45
12/17/2020	Cash Dividend	BCAIX	BOSTON COMMON ESG IMPACT INTL				\$148.85
12/17/2020	Cash Dividend	PRILX	PARNASSUS CORE EQUITY INSTITUTIONAL				\$99.51
12/16/2020	Bank Interest		BANK INT				\$0.01

removed account number

removed account number

4/5/2021

Charles Schwab Client Center | Accounts History

Date	Description	Symbol	Market	Quantity	Price	Commission	Net Amount
12/15/2020	Bank Interest						\$0.01
12/15/2020	Cash Dividend	HLEMX	HARDING LOEVNER EMERGING MARKETS ADVISOR				\$56.72
12/08/2020	Buy	Trade Details	HLEMX	77.447	\$64.56		-\$5,000.00
12/08/2020	Sell	Trade Details	VFIDX	469.13	\$10.69	\$15.00	\$5,000.00
11/30/2020	Cash Dividend	VFIDX	VANGUARD INTERM-TERM INVESTMENT-GRDE ADM				\$41.46
11/19/2020	Reinvest Shares	PRILX	PARNASSUS CORE EQUITY INSTITUTIONAL	46,752	\$51.55		-\$2,410.08
11/19/2020	Long Term Cap Gain Reinvest	PRILX	PARNASSUS CORE EQUITY INSTITUTIONAL				\$2,410.08
11/16/2020 as of 11/15/2020	Bank Interest		BANK INT SCHWAB BANK				\$0.01
10/30/2020	Cash Dividend	VFIDX	VANGUARD INTERM-TERM INVESTMENT-GRDE ADM				\$40.71
10/16/2020 as of 10/15/2020	Bank Interest		BANK INT SCHWAB BANK				\$0.01
09/30/2020	Cash Dividend	VFIDX	VANGUARD INTERM-TERM INVESTMENT-GRDE ADM				\$40.78
09/30/2020	Cash Dividend	PRILX	PARNASSUS CORE EQUITY INSTITUTIONAL				\$65.05
09/16/2020 as of 09/15/2020	Bank Interest		BANK INT SCHWAB BANK				\$0.01
08/31/2020	Cash Dividend	VFIDX	VANGUARD INTERM-TERM INVESTMENT-GRDE ADM				\$42.22
08/17/2020 as of 08/15/2020	Bank Interest		BANK INT SCHWAB BANK				\$0.05

removed
account
numberremoved
account
numberremoved
account
numberremoved
account
numberremoved
account
number

08/07/2020	Buy	Trade Details	HLEMX	HARDING LOEVNER EMERGING MARKETS ADVISOR	183.824	\$54.40		-\$10,000.00
08/07/2020	Sell	Trade Details	AWIIX	CIBC ATLAS INCOME OPPORTUNITIES INSTL	1,008.509	\$13.00	\$15.00	\$13,095.62
08/07/2020	Buy	Trade Details	PXWIX	PAX ELLEVATE GLBL WOMEN'S LDRSP INST	331.736	\$27.13	\$15.00	-\$9,015.00
07/31/2020	Cash Dividend		VFIDX	VANGUARD INTERM-TERM INVESTMENT-GRDE ADM				\$44.36
07/16/2020 as of 07/15/2020	Bank Interest			BANK INT SCHWAB BANK				\$0.05
06/30/2020	Cash Dividend		VFIDX	VANGUARD INTERM-TERM INVESTMENT-GRDE ADM				\$44.21
06/30/2020	Cash Dividend		PRILX	PARNASSUS CORE EQUITY INSTITUTIONAL				\$77.60
06/29/2020	Cash Dividend		AWIIX	CIBC ATLAS INCOME OPPORTUNITIES INSTL				\$60.91
06/16/2020 as of 06/15/2020	Bank Interest			BANK INT SCHWAB BANK				\$0.04
05/29/2020	Cash Dividend		VFIDX	VANGUARD INTERM TERM INVESTMENT GRADE ADMIRALSHARE				\$5.94
05/27/2020	Sell	Trade Details	TROCX	TOUCHSTONE GLOBAL ESG EQUITY INST	2,675.23	\$20.01	\$15.00	\$53,516.35
05/27/2020	Buy	Trade Details	PRILX	PARNASSUS CORE EQTY FD INST	609.206	\$44.32	\$15.00	-\$27,015.00

removed account number

removed account number

Transactions Total

\$21,602.29

Transactions may include Bank Sweep deposit information. Bank Sweep deposits are held at the FDIC-insured depository institution(s) referenced on the Balances detail page, your account statements and disclosed in your account documents. SIPC does not cover balances held in the Bank Sweep feature.

Account: Today's Date: 05:01 PM ET, 04/05/2021

Own your tomorrow

Check the background of Charles Schwab or one of its investment professionals on FINRA'S BrokerCheck.

[↑ Back to Top](#)

- Accounts +
- Trade +
- Research +
- Products +
- Specialty +
- Service +

Brokerage Products: Not FDIC Insured • No Bank Guarantee • May Lose Value

Charles Schwab & Co., Inc., and Charles Schwab Bank, SSB are separate but affiliated companies and subsidiaries of The Charles Schwab Corporation. Brokerage products are offered by Charles Schwab & Co., Inc. (member SIPC [🔗](#)) ("Schwab"). Schwab Intelligent Portfolios® and Schwab Intelligent Portfolios Premium™ are made available through Charles Schwab & Co., Inc. ("Schwab"), a dually registered investment advisor and broker dealer. Portfolio management services are provided by Charles Schwab Investment Advisory, Inc. ("CSIA"). Schwab and CSIA are subsidiaries of The Charles Schwab Corporation. Deposit and lending products and services are offered by Charles Schwab Bank, SSB, Member FDIC and an Equal Housing Lender ("Schwab Bank").

Bank Sweep deposits are held at one or more FDIC-insured banks that are affiliated with Charles Schwab & Co., Inc. ("Affiliated Banks"). Funds deposited at Affiliated Banks are insured, in aggregate, up to \$250,000 per Affiliated Bank, per depositor, for each account ownership category, by the Federal Deposit Insurance Corporation (FDIC). Securities products and services (including unswept or intra-day cash, net credit or debit balances, and money market funds) offered by Charles Schwab & Co., Inc. (member SIPC [🔗](#)) are not deposits or obligations of the Affiliated Banks, are subject to investment risk, are not FDIC insured, may lose value, and are not Affiliated Bank-guaranteed. Charles Schwab & Co., Inc. and the Affiliated Banks are separate entities and are all affiliates of The Charles Schwab Corporation.

© 2020 Charles Schwab & Co., Inc. All rights reserved. Member SIPC [🔗](#). Unauthorized access is prohibited. Usage will be monitored.

Filter by Transaction Types Show Total Condensed Table view

Independent Investment Advisor*

CIBC PRIVATE WEALTH ADVRS, INC

PRIVATE WEALTH MANAGEMENT

Contact your advisor

Not affiliated with Schwab

Transactions From 04/05/2017 To 04/05/2021

Date ▼	Action	Details	Symbol	Description*	Quantity	Price	Fees & Comm	Amount
05/27/2020	Buy	Trade Details	PXSIX	PAX SMALL CAP INST	238.284	\$12.59	\$15.00	-\$3,015.00
05/27/2020	Buy	Trade Details	VFIDX	VANGUARD INTERM TERM INVESTMENT GRADE ADMIRALSHARE	1,934.236	\$10.34	\$15.00	-\$20,015.01
05/18/2020 as of 05/15/2020	Bank Interest			BANK INT SCHWAB BANK				\$0.02
04/16/2020 as of 04/15/2020	Bank Interest			BANK INT SCHWAB BANK				\$0.02
03/31/2020	Cash Dividend		PRILX	PARNASSUS CORE EQTY FD INST				\$30.05
03/30/2020	Cash Dividend		AWIIX	CIBC ATLAS INCM OPPTY FD INST				\$65.15
03/16/2020 as of 03/15/2020	Bank Interest			BANK INT SCHWAB BANK				\$0.10
02/18/2020 as of 02/15/2020	Bank Interest			BANK INT SCHWAB BANK				\$0.14
01/16/2020 as of 01/15/2020	Bank Interest			BANK INT SCHWAB BANK				\$0.13
12/30/2019	Cash		AWIIX	CIBC ATLAS INCM				\$20.00

removed account number

removed account number

Executive Branch Personnel Public Financial Disclosure Report(OGE Form 278e)

Filer's Information

FAUCI, Anthony S.
NIAID/OD -- Director, National Institute of Allergy and Infectious Diseases, DHHS/NIH
Date of Appointment: 2/1/1985

Other Federal Government Positions Held During the Preceding 12 Months:

Electronic Signature - I certify that the statements I have made in this form are true, complete and correct to the best of my knowledge.
/s/ FAUCI, Anthony S [electronically signed on 4/21/2020 by FAUCI, Anthony S in NEES]

Agency Ethics Official Opinion - On the basis of information contained in this report, I conclude that the filer is in compliance with applicable laws and regulations (subject to any comments below).
/s/ TABAK, Lawrence Allan [electronically signed on 5/18/2020 by TABAK, Lawrence Allan in NEES]

Other review conducted by

U.S office of Government Ethics Certification

1. Filer's Positions Held Outside United States Government

#	NAME	CITY, STATE	ORG TYPE	POSITION	FROM	TO
1	Doris Duke Charitable Foundation (DDCF) (Filer Changes)	New York, NY	Foundation	Member	10/1996	Present
2	McGraw-Hill Publishing Company (Filer Changes)	Burr Ridge, IL	Publisher/Journal	Editor, Associate	11/1983	Present

2. Filer's Employment Assets and Income

#	DESCRIPTION	EIF	VALUE	INCOME TYPE	INCOME AMOUNT
1	Jackson-Fillmore (Italian Restaurant), Partnership or Joint Venture, Restaurant), San Francisco, CA	N/A	\$1,001 - \$15,000		None
2	McGraw-Hill Publishers, Inc. - New York, New York, Book Royalty for editing "Harrison's Principles of Internal Medicine"	N/A	None	Rents and Royalties	\$100,001 - \$1,000,000
3	A Attachment: 2019 - Filer - Revocable Trust - Account Summary				
4	B Attachment: 2019 - Filer - Defined Benefit Plan - Account Summary				
5	C Attachment: 2019 - Filer - Contributory IRA - Account Summary				
6	D Attachment: 2019 - Spouse - Revocable Trust - Account Summary				

3. Filer's Employment Agreements and Arrangements

None

4. Filer's Sources of Compensation Exceeding \$5,000 in a year

None

5. Spouse's Employment Assets and Income

None

6. Other Assets and Income

#	DESCRIPTION	EIF	VALUE	INCOME TYPE	INCOME AMOUNT
1	Dreyfus Liquid Assets Class I - Money Market, Mutual Fund, Investment Fund, or Pool (Filer Changes)	Y	\$250,001 - \$500,000	Dividends	\$2,501 - \$5,000
2	Learning Quest 529 Education Plan for Child #3: Moderate track, Short-term Portfolio, Mutual Fund, Investment Fund, or Pool	Y	\$50,001 - \$100,000	Dividends	\$2,501 - \$5,000

7. Transactions

#	DESCRIPTION	TYPE	DATE	AMOUNT
1	F Attachment: 2019 - Spouse - IRA Contributory - Transactions			
2	G Attachment: 2019 - Spouse - Revocable Trust - Transactions			
3	H Attachment: 2019 - Filer - Defined Benefit Plan - Transactions			
4	I Attachment: 2019 - Filer - IRA Contributory - Transactions			
5	J Attachment: 2019 - Filer - Revocable Trust - Transactions			

8. Liabilities

None

9. Gifts and Travel Reimbursements

#	SOURCE NAME	CITY, STATE	BRIEF DESCRIPTION	VALUE
1	Lurie Prize - Foundation for NIH (Filer Changes)	Bethesda,, MD	WAG - Attended the 2019 Awards Ceremony and served as presenter of the Lurie Prize in Biomedical Research on 03/13/2019 in Washington, DC	\$500

2	Reimbursement expense, Doris Duke Charitable Foundation (DDCF) (Filer Changes)	New York, NY	Reimbursement for travel to New York City on 11/11/2019 to attend meeting of the Board of Directors of the Doris Duke Charitable Foundation	\$422
3	Reimbursement expense, McGraw-Hill Publishing Company (Filer Changes)	Burr Ridge, IL	Travel expense reimbursement for trip to La Jolla, CA to attend meeting of the Editorial Board of Harrison's Principles of Internal Medicine (McGraw-Hill Publishing) from 07/07/2019 to 07/13/2019	\$6328
4	Research!America (Filer Changes)	Washington, DC	WAG - Attended Annual Advocacy Awards Dinner on March 13, 2019 in Washington, DC.	\$500

Endnotes

COVER PAGE COMMENTS

NEO Reviewer - (05/01/2020 7:41 a.m.)

Initial Review 4/28/20 additional info requested from filer on 4/28/20 - additional info received from filer 4/30/20. Revisions made pursuant to filer. Compliant with applicable rules.



Schwab One® Trust Account of
 ANTHONY S FAUCI TTEE
 ANTHONY S FAUCI REVOCABLE TR
 U/A DTD 03/19/2014


Account Number

Statement Period
 December 1-31, 2019

Attachment A: Fauci 2019 278e Report, Section 2

Account Value as of 12/31/2019: \$ 4,655,570.16

Change in Account Value	This Period	Year to Date	Account Value [in Thousands]
Starting Value	\$ 4,558,522.32	\$ 3,358,373.72	5100
Credits	58,091.88	872,456.84	4250
Debits	0.00	(121,033.81)	3400
Transfer of Securities (In/Out)	0.00	0.00	2550
Income Reinvested	(31,380.31)	(33,443.87)	1700
Change in Value of Investments	70,336.27	579,217.28	850
Ending Value on 12/31/2019	\$ 4,655,570.16	\$ 4,655,570.16	0
Total Change in Account Value	\$ 97,047.84	\$ 1,297,196.44	



Asset Composition	Market Value	% of Account Assets
Cash and Money Market Funds	\$ 82,610.22	2%
[Sweep]		
Bond Funds	1,307,853.52	28%
Equity Funds	3,265,106.42	70%
Total Assets Long	\$ 4,655,570.16	
Total Account Value	\$ 4,655,570.16	100%



PRIVATE WEALTH
 MANAGEMENT



Schwab One® Trust Account of
ANTHONY S FAUCI TTEE
ANTHONY S FAUCI REVOCABLE TR
 U/A DTD 03/19/2014

Account Number

Statement Period
 December 1-31, 2019

Gain or (Loss) Summary

	Realized Gain or (Loss) This Period	Unrealized Gain or (Loss)
Short Term	\$0.00	
Long Term	\$0.00	

All Investments
 Values may not reflect all of your gains/losses. Cost basis may change and be adjusted in certain cases. Statement information should not be used for tax preparation, instead refer to official tax documents.
 For additional gain or (loss) information refer to Terms and Conditions.

	This Period	Year to Date
Income Summary		
Money Funds Dividends	0.00	0.00
Cash Dividends	1,896.46	21,753.85
Total Capital Gains Distributions	0.00	0.00
Total Income	1,896.46	21,753.85

*Certain income in this category may qualify for state tax exemption; consult your tax advisor.

Cash Transactions Summary

	This Period	Year to Date
Starting Cash*		\$ 121,630.72
Deposits and other Cash Credits	0.00	765,529.11
Investments Sold	0.00	115,757.76
Dividends and Interest	58,091.88	106,927.73
Withdrawals and other Debits	0.00	(100,000.00)
Investments Purchased	(281,051.29)	(906,201.29)
Fees and Charges	0.00	(21,033.81)
Total Cash Transaction Detail	(222,959.41)	(39,020.50)
Ending Cash*	\$ 82,610.22	\$ 82,610.22

*Cash (includes any cash debit balance) held in your account plus the value of any cash invested in a sweep money fund.



Schwab One® Trust Account of
 ANTHONY S FAUCI TTEE
 ANTHONY S FAUCI REVOCABLE TR
 U/A DTD 03/19/2014

Account Number

Statement Period
 December 1-31, 2019

Investment Detail - Cash and Money Market Funds [Sweep]

	Starting Balance	Ending Balance	% of Account Assets
Cash			
Cash	3,133.94	3,114.07	<1%
Total Cash	3,133.94	3,114.07	<1%
Money Market Funds [Sweep]			
SCHWAB GOVT MONEY FUND: SWGXX	79,496.1500	79,496.15	2%
Total Money Market Funds [Sweep]		79,496.15	2%
Total Cash and Money Market Funds [Sweep]		82,610.22	2%

Investment Detail - Mutual Funds

Bond Funds	Quantity	Market Price	Market Value	% of Account Assets	Average Cost Basis	Cost Basis	Unrealized Gain or (Loss)
PIMCO INVESTMENT GRADE CREDIT BD INST SYMBOL: PIGIX	33,178.5020	10.92000	362,309.24	8%	10.63	352,777.93	9,531.31
T ROWE PRICE SUMMIT MUNI INTERM INV SYMBOL: PRSMX	77,886.6790	12.14000	945,544.28	20%	11.82	918,072.82	27,471.46
Total Bond Funds	111,065.1810		1,307,853.52	28%		1,270,850.75	37,002.77

Schwab has provided accurate gain and loss information wherever possible for most investments. Cost basis data may be incomplete or unavailable for some of your holdings.



Schwab One® Trust Account of
 ANTHONY S FAUCI TTEE
 ANTHONY S FAUCI REVOCABLE TR
 U/A DTD 03/19/2014

Account Number

Statement Period
 December 1-31, 2019

Investment Detail - Mutual Funds (continued)

Equity Funds	Quantity	Market Price	Market Value	% of Account Assets	Average Cost Basis	Cost Basis	Unrealized Gain or (Loss)
CIBC ATLAS DISCIPLINED EQTY FD INST SYMBOL: AWEIX	53,058.3870	22.71000	1,204,955.97	26%	15.84	814,311.39	390,644.58
CIBC ATLAS INCM OPTTY FD INST SYMBOL: AWIIX	24,290.5390	12.82000	311,404.71	7%	10.33	250,888.24	60,516.47
CIBC ATLAS MID CAP EQTY FD INST SYMBOL: AWMIX	14,395.6420	17.44000	251,060.00	5%	12.63	181,860.76	69,199.24
HARDINGLOEVNER INST EMRG MKTS CL I SYMBOL: HLMEX	12,125.6750	22.58000	273,797.74	6%	18.97	230,030.00	43,767.74
JPMORGAN MID CAP VALUE L SYMBOL: FLMVX	5,166.5720	39.67000	204,957.91	4%	33.61	173,655.98	31,301.93
MAINSTAY EPOCH GLOBAL EQTY YIELD I SYMBOL: EPSYX	5,604.5050	19.06000	106,821.87	2%	18.06	99,097.99	7,723.88
MATTHEWS PACIFIC TIGER FD INSTL SYMBOL: MIPTX	8,346.7970	28.71000	239,636.54	5%	27.78	231,877.79	7,758.75
MFS INSTL INTL EQUITY SYMBOL: MIEIX	7,199.4240	27.86000	200,575.95	4%	27.78	200,015.00	560.95

Schwab has provided accurate gain and loss information wherever possible for most investments. Cost basis data may be incomplete or unavailable for some of your holdings.



Schwab One® Trust Account of
 ANTHONY S FAUCI TTEE
 ANTHONY S FAUCI REVOCABLE TR
 U/A DTD 03/19/2014

Statement Period
 December 1-31, 2019

Investment Detail - Mutual Funds (continued)

Equity Funds (continued)	Quantity	Market Price	Market Value	% of Account Assets	Average Cost Basis	Cost Basis	Unrealized Gain or (Loss)
TWEEDY BROWNE GLOBAL VAL	5,711.4860	27.99000	159,864.49	3%	27.65	157,946.57	1,917.92
UE FUND SYMBOL: TBGVX							
VANGUARD SMALL CAP INDEX ADMIRAL SHARE SYMBOL: VSMAX	1,365.0010	79.37000	108,340.13	2%	73.27	100,015.00	8,325.13
VERSUS CAP MULTI MNGR REAL ESTATE INCM FD INST SYMBOL: VCMIX	3,595.8290	28.41000	102,157.50	2%	27.75	99,783.91	2,373.59
VERSUS GAP REAL ASSET FUND SYMBOL: VCRRX	3,932.3630	25.82000	101,533.61	2%	25.19	99,036.68	2,496.93
Total Equity Funds	144,792.2200		3,265,106.42	70%		2,638,519.31	626,587.11
Total Mutual Funds	255,857.4010		4,572,959.94	98%		3,909,370.06	663,589.88
Total Investment Detail							
Total Account Value							4,655,570.16
Total Cost Basis							3,909,370.06

Schwab has provided accurate gain and loss information wherever possible for most investments. Cost basis data may be incomplete or unavailable for some of your holdings.



Schwab One® Trust Account of
 ANTHONY S FAUCI TTEE
 ANTHONY S FAUCI REVOCABLE TR
 U/A DTD 03/19/2014

Statement Period
 December 1-31, 2019

Transaction Detail - Purchases & Sales

Equity Funds Activity

Settle Date	Trade Date	Transaction	Description	Quantity	Unit Price	Total Amount
12/10/19	12/10/19	Reinvested Shares	MAINSTAY EPOCH GLOBAL EQTY YIELD I: EPSYX	53.5520	18.5700	(994.46)
12/12/19	12/12/19	Reinvested Shares	JPMORGAN MID CAP VALUE L: FLMVX	194.3850	39.5900	(7,695.70)
12/12/19	12/12/19	Reinvested Shares	TWEEDY BROWNE GLOBAL VAL UE FUND: TBGVX	5.1400	27.7000	(142.38)
12/12/19	12/12/19	Reinvested Shares	TWEEDY BROWNE GLOBAL VAL UE FUND: TBGVX	11.1030	27.7000	(307.54)
12/17/19	12/17/19	Reinvested Shares	MATTHEWS PACIFIC TIGER FD INSTL: MIPTX	239.6410	28.4500	(6,817.79)
12/19/19	12/19/19	Reinvested Shares	CIBC ATLAS DISCIPLINED EQTY FD INST: AWEIX	663.8790	22.6900	(15,063.42)
12/24/19	12/23/19	Bought	MAINSTAY EPOCH GLOBAL EQTY YIELD I: EPSYX	2,630.1950	19.0100	(50,015.00)
12/24/19	12/23/19	Bought	MFS INSTL INTL EQUITY: MIEIX	7,199.4240	27.7800	(200,015.00)
Total Equity Funds Activity						(281,051.29)
Total Purchases & Sales						(281,051.29)

Transaction Detail - Dividends & Interest (including Money Market Fund dividends reinvested)

Transaction-Process Date	Date	Activity	Description	Credit/(Debit)
12/10/19	12/10/19	LT Cap Gain Rein	MAINSTAY EPOCH GLOBAL: EPSYX	994.46
12/10/19	12/10/19	Cash Dividend	MAINSTAY EPOCH GLOBAL: EPSYX	248.89



Schwab One® Trust Account of
 ANTHONY S FAUCI TTEE
 ANTHONY S FAUCI REVOCABLE TR
 U/A DTD 03/19/2014

Statement Period
 December 1-31, 2019

Transaction Detail - Dividends & Interest (including Money Market Fund dividends reinvested) (continued)

Transaction Date	Process Date	Activity	Description	Credit/(Debit)
12/12/19	12/12/19	LT Cap Gain Rein	JPMORGAN MID CAP VALUE: FLMVX	7,695.70
12/12/19	12/12/19	LT Cap Gain Rein	TWEEDY BROWNE GLOBAL VAL: TBGVX	307.54
12/12/19	12/12/19	Stm Cap Gn Rein	TWEEDY BROWNE GLOBAL VAL: TBGVX	142.38
12/12/19	12/12/19	Cash Dividend	TWEEDY BROWNE GLOBAL VAL: TBGVX	2,540.08
12/17/19	12/17/19	Cash Dividend	HARDING LOEVNER INST: HLMEX	4,007.81
12/17/19	12/17/19	LT Cap Gain Rein	MATTHEWS PACIFIC TIGER: MIPTX	6,817.79
12/17/19	12/17/19	Cash Dividend	MATTHEWS PACIFIC TIGER: MIPTX	1,579.03
12/19/19	12/19/19	LT Cap Gain Rein	CIBC ATLAS DISCIPLINED: AWEIX	15,063.42
12/19/19	12/19/19	Cash Dividend	JPMORGAN MID CAP VALUE: FLMVX	2,667.81
12/23/19	12/23/19	Cash Dividend	VANGUARD SMALL CAP INDEX: VSMAX	583.95
12/30/19	12/30/19	Cash Dividend	CIBC ATLAS DISCIPLINED: AWEIX	9,810.50
12/30/19	12/30/19	Cash Dividend	CIBC ATLAS INCM OPTTY: AWIIX	2,159.43
12/31/19	12/31/19	Cash Dividend	PIMCO INVESTMENT GRADE: PIGIX	1,217.61
12/31/19	12/31/19	Dividend	SCHWAB GOVT MONEY FUND: SWGXX	359.02
12/31/19	12/31/19	Cash Dividend	T ROWE PRICE SUMMIT MUNI: PRSMX	1,896.46
Total Dividends & Interest				58,091.88

Total Transaction Detail

(222,959.41)

Money Market Fund (Sweep) Detail

SCHWAB GOVT MONEY FUND Activity

Settle Date	Transaction	Quantity	Unit Price	Purchase/Debit	Sale/Credit
Opening # of Shares: 302,435.6900					
12/02/19	Purchased	3,133.9400	1.0000	3,133.94	
12/11/19	Purchased	248.8900	1.0000	248.89	

Schwab has provided accurate gain and loss information wherever possible for most investments. Cost basis data may be incomplete or unavailable for some of your holdings.



Schwab One® Trust Account of
ANTHONY S FAUCI TTEE
ANTHONY S FAUCI REVOCABLE TR
U/A DTD 03/19/2014

Statement Period
December 1-31, 2019

Money Market Fund (Sweep) Detail (continued)

SCHWAB GOVT MONEY FUND Activity (continued)

Settle Date	Transaction	Quantity	Unit Price	Purchase/Debit	Sale/Credit
12/13/19	Purchased	2,540.0800	1.0000	2,540.08	
12/18/19	Purchased	5,586.8400	1.0000	5,586.84	
12/20/19	Purchased	2,667.8100	1.0000	2,667.81	
12/24/19	Redeemed	249,446.0500	1.0000		249,446.05
12/31/19	Purchased	11,969.9300	1.0000	11,969.93	
12/31/19	Dividend	359.0200	1.0000	359.02	
Closing # of Shares: 79,496.1500					

Total SCHWAB GOVT MONEY FUND Activity

26,506.51

249,446.05

Total Money Market Fund (Sweep)

26,506.51

249,446.05

SCHWAB GOVT MNF Average Yield For The Most Recent Pay Period: 001 12%, 7-Day Yield: 1 10%.




Attachment B: Fauci 2019 278e Report, Section 2
 Brokerage Trust Account of
 ANTHONY S FAUCI TTEE
 FAUCI DEFINED BENEFIT PLAN
 U/A DTD 12/08/1995

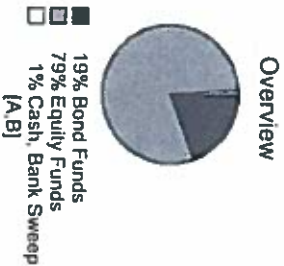
Statement Period
 December 1-31, 2019

Account Value as of 12/31/2019: \$ 2,389,134.90

Change in Account Value	This Period	Year to Date
Starting Value	\$ 2,328,026.52	\$ 2,086,838.14
Credits	42,132.67	169,543.10
Debits	0.00	(258,770.02)
Transfer of Securities (In/Out)	0.00	0.00
Income Reinvested	(35,489.38)	(37,415.22)
Change in Value of Investments	54,465.09	428,938.90
Ending Value on 12/31/2019	\$ 2,389,134.90	\$ 2,389,134.90
Total Change in Account Value	\$ 61,108.38	\$ 302,296.76



Asset Composition	Market Value	% of Account Assets
Cash and Bank Sweep AB	\$ 27,701.41	1%
Bond Funds	463,354.62	19%
Equity Funds	1,898,078.87	79%
Total Assets Long	\$ 2,389,134.90	
Total Account Value	\$ 2,389,134.90	100%



PRIVATE WEALTH
 MANAGEMENT

Your Independent Investment Advisor is not affiliated with or an agent of Schwab and Schwab does not supervise or endorse your Advisor



Brokerage Trust Account of
ANTHONY S FAUCI TTEE
FAUCI DEFINED BENEFIT PLAN
 U/A DTD 12/08/1995

Statement Period
December 1-31, 2019

Gain or (Loss) Summary

	Realized Gain or (Loss) This Period	Unrealized Gain or (Loss)
Short Term	\$0.00	\$0.00
Long Term	\$0.00	\$424,159.61

All Investments
 Values may not reflect all of your gains/losses. Cost basis may change and be adjusted in certain cases. Statement information should not be used for tax preparation. Instead refer to official tax documents.
 For additional gain or (loss) information refer to Terms and Conditions.

	This Period	Year to Date
Income Summary	Federally Tax-Exempt	Federally Taxable
Bank Sweep Interest	0.00	5.00
Cash Dividends	0.00	19,160.44
Total Capital Gains Distributions	0.00	22,967.23
Total Income	0.00	42,132.67

	This Period	Year to Date
Cash Transactions Summary	This Period	Year to Date
Starting Cash *	\$ 21,058.12	\$ 24,478.55
Deposits and other Cash Credits	0.00	100,000.00
Investments Sold	0.00	479,925.00
Dividends and Interest	42,132.67	69,543.10
Withdrawals and other Debits	0.00	(246,666.72)
Investments Purchased	(35,489.38)	(387,475.22)
Fees and Charges	0.00	(12,103.30)
Total Cash Transaction Detail	6,643.29	3,222.86
Ending Cash *	\$ 27,701.41	\$ 27,701.41

* Cash (includes any cash debit balance) held in your account plus the value of any cash invested in a sweep money fund.

Schwab has provided accurate gain and loss information wherever possible for most investments. Cost basis data may be incomplete or unavailable for some of your holdings. Please see "Endnotes for Your Account" section for an explanation of the endnote codes and symbols on this statement.



Brokerage Trust Account of
ANTHONY S FAUCI TTEE
FAUCI DEFINED BENEFIT PLAN
 U/A DTD 12/08/1995

Statement Period
 December 1-31, 2019

Investment Detail - Cash and Bank Sweep

	Starting Balance	Ending Balance	% of Account Assets
Cash			
Cash	1,634.66	1,557.18	<1%
Total Cash	1,634.66	1,557.18	<1%
Bank Sweep	Starting Balance	Ending Balance	% of Account Assets
CHARLES SCHWAB BANK	19,423.46	26,144.23	1%
Total Bank Sweep A/B	19,423.46	26,144.23	1%
Total Cash and Bank Sweep		27,701.41	1%

Investment Detail - Mutual Funds

Bond Funds	Quantity	Market Price	Market Value	% of Account Assets	Average Cost Basis	Cost Basis	Unrealized Gain or (Loss)
PIMCO INVESTMENT GRADE CREDIT BD INST SYMBOL: PIGIX	42,431.7420	10.92000	463,354.62	19%	10.48	440,961.40	22,393.22
Total Bond Funds	42,431.7420		463,354.62	19%		440,961.40	22,393.22
Equity Funds	Quantity	Market Price	Market Value	% of Account Assets	Average Cost Basis	Cost Basis	Unrealized Gain or (Loss)
CIBC ATLAS DISCIPLINED ° EQTY FD INST SYMBOL: AWEIX	28,540.6640	22.71000	648,158.48	27%	14.88	379,779.74	268,378.74

Schwab has provided accurate gain and loss information wherever possible for most investments. Cost basis data may be incomplete or unavailable for some of your holdings. Please see "Endnotes for Your Account" section for an explanation of the endnote codes and symbols on this statement.



Brokerage Trust Account of
ANTHONY S FAUCI TTEE
FAUCI DEFINED BENEFIT PLAN
U/A DTD 12/08/1995

Statement Period
December 1-31, 2019

Investment Detail - Mutual Funds (continued)

Equity Funds (continued)	Quantity	Market Price	Market Value	% of Account Assets	Average Cost Basis	Cost Basis	Unrealized Gain or (Loss)
CIBC ATLAS INCM OPPTY FD INST SYMBOL: AWIIX	18,188.4340	12.82000	233,175.72	10%	11.02	200,500.59	32,675.13
CIBC ATLAS MID CAP EQTY FD INST SYMBOL: AWMIX	2,133.9180	17.44000	37,215.53	2%	11.89	25,380.35	11,835.18
EDGEWOOD GROWTH INSTL SYMBOL: EGFIX	3,694.6270	38.52000	142,317.03	6%	34.77	128,473.15	13,843.88
HAMLIN HIGH DIV EQTY INSTL SYMBOL: HHDFX	5,485.6880	23.56000	129,242.81	5%	19.74	108,260.30	20,982.51
IVA INTL FD CL I SYMBOL: IVOX	3,229.9460	15.89000	51,323.84	2%	16.51	51,835.25	(511.41)
JPMORGAN MID CAP VALUE L SYMBOL: FLMVX	5,051.5520	39.67000	200,395.07	8%	33.07	167,267.58	33,127.49
MAINSTAY EPOCH GLOBAL EQTY YIELD I SYMBOL: EPSYX	3,695.1880	19.06000	70,430.28	3%	17.46	63,077.72	7,352.56
MATTHEWS PACIFIC TIGER FD INSTL SYMBOL: MIPTX	5,671.8490	28.71000	162,836.78	7%	27.88	158,129.73	4,709.05
TWEEDY BROWNE GLOBAL VAL UE FUND SYMBOL: TBGVX	1,745.2720	27.99000	48,850.16	2%	27.65	48,045.20	804.96

Schwab has provided accurate gain and loss information wherever possible for most investments. Cost basis data may be incomplete or unavailable for some of your holdings. Please see "Endnotes for Your Account" section for an explanation of the endnote codes and symbols on this statement.



Brokerage Trust Account of
ANTHONY S FAUCI TTEE
FAUCI DEFINED BENEFIT PLAN
 U/A DTD 12/08/1995

Statement Period
 December 1-31, 2019

Investment Detail - Mutual Funds (continued)

Equity Funds (continued)	Quantity	Market Price	Market Value	% of Account Assets	Average Cost Basis	Cost Basis	Unrealized Gain or (Loss)
VIRTUS VONTOBEL EMRG	15,076.2920	11.55000	174,131.17	7%	10.98	165,562.87	8,568.30
MKTS OPPTY FDI							
SYMBOL: HIEMX							
Total Equity Funds	92,513.4300		1,898,078.87	79%		1,496,312.48	401,766.39
Total Mutual Funds	134,945.1720		2,361,433.49	99%		1,937,273.88	424,159.61

Total Investment Detail		2,389,134.90
Total Account Value		2,389,134.90
Total Cost Basis		1,937,273.88

Transaction Detail - Purchases & Sales

Equity Funds Activity

Settle Date	Trade Date	Transaction	Description	Quantity	Unit Price	Total Amount
12/10/19	12/10/19	Reinvested Shares	MAINSTAY EPOCH GLOBAL	16.5770	18.5700	(307.83)
			EQTY YIELD I: EPSYX			
12/10/19	12/10/19	Reinvested Shares	MAINSTAY EPOCH GLOBAL	66.2330	18.5700	(1,229.94)
			EQTY YIELD I: EPSYX			
12/12/19	12/12/19	Reinvested Shares	JPMORGAN MID CAP VALUE	187.5990	39.5900	(7,427.04)
			L: FLMVX			
12/12/19	12/12/19	Reinvested Shares	TWEEDY BROWNE GLOBAL VAL	1.5710	27.7000	(43.51)
			UE FUND: TBGVX			

Schwab has provided accurate gain and loss information wherever possible for most investments. Cost basis data may be incomplete or unavailable for some of your holdings. Please see "Endnotes for Your Account" section for an explanation of the endnote codes and symbols on this statement.



Brokerage Trust Account of
ANTHONY S FAUCI TTEE
FAUCI DEFINED BENEFIT PLAN
U/A DTD 12/08/1995

Statement Period
December 1-31, 2019

Transaction Detail - Purchases & Sales (continued)

Equity Funds Activity (continued)

Settle Date	Trade Date	Transaction	Description	Quantity	Unit Price	Total Amount
12/12/19	12/12/19	Reinvested Shares	TWEEDY BROWNE GLOBAL VAL UE FUND: TBGVX	3.3930	27.7000	(93.98)
12/17/19	12/17/19	Reinvested Shares	MATTHEWS PACIFIC TIGER FD INSTL: MIPTX	162.8420	28.4500	(4,632.85)
12/18/19	12/18/19	Reinvested Shares	IVA INTL FD CL I: IWGX	11.3460	15.8100	(179.38)
12/18/19	12/18/19	Reinvested Shares	IVA INTL FD CL I: IWGX	65.2480	15.8100	(1,031.57)
12/18/19	12/18/19	Reinvested Shares	IVA INTL FD CL I: IWGX	49.9560	15.8100	(789.81)
12/19/19	12/19/19	Reinvested Shares	CIBC ATLAS DISCIPLINED EQTY FD INST: AWEIX	354.2170	22.6900	(8,037.19)
12/19/19	12/19/19	Reinvested Shares	EDGEWOOD GROWTH INSTL: EGFIX	10.5080	38.3200	(402.67)
12/19/19	12/19/19	Reinvested Shares	JPMORGAN MID CAP VALUE L: FLMVX	65.3470	39.4000	(2,574.68)
12/20/19	12/20/19	Reinvested Shares	VIRTUS VONTOBEL EMRG MKTS OPPTY FD I: HIEMX	21.3730	11.5700	(247.29)
12/20/19	12/20/19	Reinvested Shares	VIRTUS VONTOBEL EMRG MKTS OPPTY FD I: HIEMX	250.9450	11.5700	(2,903.43)
12/20/19	12/20/19	Reinvested Shares	VIRTUS VONTOBEL EMRG MKTS OPPTY FD I: HIEMX	30.5750	11.5700	(353.75)
12/30/19	12/30/19	Reinvested Shares	CIBC ATLAS DISCIPLINED EQTY FD INST: AWEIX	231.0000	22.6600	(5,234.46)

Total Equity Funds Activity

(35,489.38)

Total Purchases & Sales

(35,489.38)

Schwab has provided accurate gain and loss information wherever possible for most investments. Cost basis data may be incomplete or unavailable for some of your holdings. Please see "Endnotes for Your Account" section for an explanation of the endnote codes and symbols on this statement.



Brokerage Trust Account of
ANTHONY S FAUCI TTEE
FAUCI DEFINED BENEFIT PLAN
 U/A DTD 12/08/1995

Statement Period
December 1-31, 2019

Transaction Detail - Dividends & Interest (including Money Market Fund dividends reinvested)

Transaction Date	Process Date	Activity	Description	Credit/(Debit)
12/10/19	12/10/19	Div For Reinvest	MAINSTAY EPOCH GLOBAL: EPSYX	307.83
12/10/19	12/10/19	LT Cap Gain Rein	MAINSTAY EPOCH GLOBAL: EPSYX	1,229.94
12/12/19	12/12/19	LT Cap Gain Rein	JPMORGAN MID CAP VALUE: FLMVX	7,427.04
12/12/19	12/12/19	LT Cap Gain Rein	TWEEDY BROWNE GLOBAL VAL: TBGVX	93.98
12/12/19	12/12/19	LT Cap Gain Rein	TWEEDY BROWNE GLOBAL VAL: TBGVX	43.51
12/12/19	12/12/19	Cash Dividend	TWEEDY BROWNE GLOBAL VAL: TBGVX	776.18
12/15/19	12/16/19	Bank Interest AB	BANK INT : SCHWAB-BANK	5.00
12/17/19	12/17/19	LT Cap Gain Rein	MATTHEWS PACIFIC TIGER: MIPTX	4,632.85
12/17/19	12/17/19	Cash Dividend	MATTHEWS PACIFIC TIGER: MIPTX	1,072.99
12/18/19	12/18/19	Slim Cap Gn Rein	IVA INTL FD CL : IVOX	179.38
12/18/19	12/18/19	Div For Reinvest	IVA INTL FD CL : IVOX	1,031.57
12/18/19	12/18/19	LT Cap Gain Rein	IVA INTL FD CL : IVOX	789.81
12/19/19	12/19/19	LT Cap Gain Rein	CIBC ATLAS DISCIPLINED: AWEIX	8,037.19
12/19/19	12/19/19	LT Cap Gain Rein	EDGEWOOD GROWTH INSTL: EGFIX	402.67
12/19/19	12/19/19	Div For Reinvest	JPMORGAN MID CAP VALUE: FLMVX	2,574.68
12/20/19	12/20/19	Slim Cap Gn Rein	VIRTUS VONTOBEL EMRG: HIEMX	247.29
12/20/19	12/20/19	Div For Reinvest	VIRTUS VONTOBEL EMRG: HIEMX	2,903.43
12/20/19	12/20/19	LT Cap Gain Rein	VIRTUS VONTOBEL EMRG: HIEMX	353.75
12/30/19	12/30/19	Div For Reinvest	CIBC ATLAS DISCIPLINED: AWEIX	5,234.46
12/30/19	12/30/19	Cash Dividend	CIBC ATLAS INCM OPTTY: AWIIX	1,616.95
12/30/19	12/30/19	Cash Dividend	HAMLIN HIGH DIV EOTY: HHDFX	1,614.99
12/31/19	12/31/19	Cash Dividend	PIMCO INVESTMENT GRADE: PIIGX	1,557.18
Total Dividends & Interest				42,132.67

Total Transaction Detail **6,643.29**

[removed account number]

Schwab has provided accurate gain and loss information wherever possible for most investments. Cost basis data may be incomplete or unavailable for some of your holdings. Please see "Endnotes for Your Account" section for an explanation of the endnote codes and symbols on this statement.



Brokerage Trust Account of
ANTHONY S FAUCI TTEE
FAUCI DEFINED BENEFIT PLAN
 U/A DTD 12/08/1995

Statement Period
December 1-31, 2019

Bank Sweep for Benefit Plans Activity

Transaction Date	Transaction Description	Withdrawal	Deposit	Balance ^{A,B}
Opening Balance ^{A,B}				19,423.46
12/02/19	Auto Transfer BANK CREDIT FROM BROKERAGE ^A		1,634.66	21,058.12
12/13/19	Auto Transfer BANK CREDIT FROM BROKERAGE ^A		776.18	21,834.30
12/15/19	Interest Paid ^{A,B} BANK INTEREST - CHARLES SCHWAB BANK		5.00	21,839.30
12/15/19	Auto Transfer BANK TRANSFER TO BROKERAGE	5.00		21,834.30
12/17/19	Auto Transfer BANK CREDIT FROM BROKERAGE ^A		5.00	21,839.30
12/18/19	Auto Transfer BANK CREDIT FROM BROKERAGE ^A		1,072.99	22,912.29
12/31/19	Auto Transfer BANK CREDIT FROM BROKERAGE ^A		3,231.94	26,144.23
Total Activity		5.00		6,725.77
Ending Balance ^{A,B}				26,144.23

Bank Sweep for Benefit Plans: Interest Rate as of 12/31/19 was 0.30%. ^B

Endnotes For Your Account

Symbol Endnote Legend

- 0 Dividends paid on this security will be automatically reinvested.
- A Bank Sweep deposits are held at FDIC-insured bank(s) ("Banks") that are affiliated with Charles Schwab & Co., Inc.
- B For Bank Sweep and Bank Sweep for Benefit Plans features, interest is paid for a period that differs from the Statement Period. Balances include interest paid as indicated on your statement by Schwab or one or more of its affiliated banks. These balances do not include interest that may have accrued during the Statement Period after interest is paid. The interest paid may include interest that accrued in the prior Statement Period.

Schwab has provided accurate gain and loss information whenever possible for most investments. Cost basis data may be incomplete or unavailable for some of your holdings. Please see "Endnotes for Your Account" section for an explanation of the endnote codes and symbols on this statement.



Attachment C: Fauci 2019 278e Report, Section 2


Contributory IRA of
ANTHONY S FAUCI
CHARLES SCHWAB & CO INC CUST
IRA CONTRIBUTORY

Statement Period
December 1-31, 2019

Account Value as of 12/31/2019: \$ 589,612.35

Change in Account Value

	This Period	Year to Date
Starting Value	\$ 571,965.71	\$ 497,572.38
Credits	13,587.00	15,245.99
Debits	0.00	(25,516.53)
Transfer of Securities (In/Out)	0.00	0.00
Income Reinvested	(10,013.53)	(10,757.31)
Change in Value of Investments	14,073.17	113,067.82
Ending Value on 12/31/2019	\$ 589,612.35	\$ 589,612.35
Total Change in Account Value	\$ 17,646.64	\$ 92,039.97



Asset Composition

	Market Value	% of Account Assets
Bank Sweep ^{xz}	\$ 7,850.07	1%
Equity Funds	581,762.28	99%
Total Assets Long	\$ 589,612.35	
Total Account Value	\$ 589,612.35	100%



PRIVATE WEALTH
MANAGEMENT



Contributory IRA of
ANTHONY S FAUCI
CHARLES SCHWAB & CO INC CUST
 IRA CONTRIBUTORY

Statement Period
 December 1-31, 2019

	Gain or (Loss) on Investments Sold	Unrealized Gain or (Loss)
Gain or (Loss) Summary	This Period	\$126,091.84
		\$0.00

All Investments
 Values may not reflect all of your gains/losses. Cost basis may change and be adjusted in certain cases. Statement information should not be used for tax preparation, instead refer to official tax documents.
 For additional gain or (loss) information refer to Terms and Conditions.

Income Summary	This Period	Year To Date
Bank Sweep Interest	0.22	21.91
Cash Dividends	5,135.80	6,773.10
Total Capital Gains Distributions	8,450.98	8,450.98
Total Income	13,587.00	15,245.99

Cash Transactions Summary	This Period	Year to Date
Starting Cash *	\$ 4,276.60	\$ 8,907.92
Deposits and other Cash Credits	0.00	0.00
Investments Sold	0.00	94,985.00
Dividends and Interest	13,587.00	15,245.99
Withdrawals and other Debits	0.00	(25,516.53)
Investments Purchased	(10,013.53)	(85,772.31)
Fees and Charges	0.00	0.00
Total Cash Transaction Detail	3,573.47	(1,057.85)
Ending Cash *	\$ 7,850.07	\$ 7,850.07

* Cash (includes any cash debit balance) held in your account plus the value of any cash invested in a sweep money fund.



Contributory IRA of
ANTHONY S FAUCI
CHARLES SCHWAB & CO INC CUST
 IRA CONTRIBUTORY

Statement Period
December 1-31, 2019

Investment Detail - Bank Sweep

	Starting Balance	Ending Balance	% of Account Assets
Bank Sweep			
CHARLES SCHWAB BANK	4,276.60	7,850.07	1%
Total Bank Sweep xz	4,276.60	7,850.07	1%
Total Bank Sweep		7,850.07	1%

Investment Detail - Mutual Funds

Equity Funds	Quantity	Market Price	Market Value	% of Account Assets	Average Cost Basis	Cost Basis	Unrealized Gain or (Loss)
CIBC ATLAS DISCIPLINED EQTY FD INST SYMBOL: AWEIX	7,975.2900	22.71000	181,118.84	31%	13.75	104,011.89	77,106.95
CIBC ATLAS INCM OPPTY FD INST SYMBOL: AWIIX	4,326.9590	12.82000	55,471.61	9%	10.43	45,115.98	10,355.63
CIBC ATLAS MID CAP EQTY FD INST SYMBOL: AWMIX	2,153.8790	17.44000	37,563.65	6%	11.61	25,000.00	12,563.65
EDGEWOOD GROWTH INSTL SYMBOL: EGFIX	852.2730	38.52000	32,829.56	6%	35.22	30,015.00	2,814.56
JPMORGAN MID CAP VALUE L SYMBOL: FLMVX	2,091.6400	39.67000	82,975.36	14%	33.44	69,953.62	13,021.74

Schwab has provided accurate gain and loss information wherever possible for most investments. Cost basis data may be incomplete or unavailable for some of your holdings. Please see "Endnotes for Your Account" section for an explanation of the endnote codes and symbols on this statement.



Contributory IRA of
ANTHONY S FAUCI
CHARLES SCHWAB & CO INC CUST
IRA CONTRIBUTORY

Statement Period
December 1-31, 2019

Investment Detail - Mutual Funds (continued)

Equity Funds (continued)	Quantity	Market Price	Market Value	% of Account Assets	Average Cost Basis	Cost Basis	Unrealized Gain or (Loss)
MAINSTAY EPOCH GLOBAL EQTY YIELD I SYMBOL: EPSYX	1,427.0970	19.06000	27,200.47	5%	17.24	24,565.92	2,634.55
MATTHEWS PACIFIC TIGER FD INSTL SYMBOL: MIPTX	2,747.9340	28.71000	78,893.19	13%	28.12	77,259.56	1,633.63
MFS INSTL INTL EQUITY SYMBOL: MIEIX	597.1640	27.86000	16,636.99	3%	25.39	15,160.78	1,476.21
TWEEDY BROWNE GLOBAL VAL UE FUND SYMBOL: TBGVX	1,654.5900	27.99000	46,311.97	8%	27.36	43,895.24	2,416.73
VIRTUS VONTOBEL EMRG MKTS OPPTY FDI SYMBOL: HIEMX	1,970.6180	11.55000	22,760.64	4%	10.50	20,692.45	2,068.19
Total Equity Funds	25,797.4440		581,762.28	99%		455,670.44	126,091.84
Total Mutual Funds	25,797.4440		581,762.28	99%		455,670.44	126,091.84

Total Investment Detail	
Total Account Value	589,612.35
Total Cost Basis	455,670.44

Schwab has provided accurate gain and loss information wherever possible for most investments. Cost basis data may be incomplete or unavailable for some of your holdings. Please see "Endnotes for Your Account" section for an explanation of the endnote codes and symbols on this statement.



Contributory IRA of
ANTHONY S FAUCI
CHARLES SCHWAB & CO INC CUST
IRA CONTRIBUTORY

Statement Period
December 1-31, 2019

Transaction Detail - Purchases & Sales

Equity Funds Activity

Settle Date	Trade Date	Transaction	Description	Quantity	Unit Price	Total Amount
12/10/19	12/10/19	Reinvested Shares	MAINSTAY EPOCH GLOBAL EQTY YIELD I: EPSYX	6.4020	18.5700	(118.88)
12/10/19	12/10/19	Reinvested Shares	MAINSTAY EPOCH GLOBAL EQTY YIELD I: EPSYX	25.5790	18.5700	(475.01)
12/12/19	12/12/19	Reinvested Shares	JPMORGAN MID CAP VALUE I: FLMVX	78.6950	39.5900	(3,115.54)
12/12/19	12/12/19	Reinvested Shares	MFS INSTL INTL EQUITY: MIEIX	5.1680	27.2300	(140.73)
12/12/19	12/12/19	Reinvested Shares	TWEEDY BROWNE GLOBAL VAL UE FUND: TBGVX	1.4890	27.7000	(41.25)
12/12/19	12/12/19	Reinvested Shares	TWEEDY BROWNE GLOBAL VAL UE FUND: TBGVX	3.2160	27.7000	(89.09)
12/17/19	12/17/19	Reinvested Shares	MATTHEWS PACIFIC TIGER FD INSTL: MIPTX	78.8950	28.4500	(2,244.56)
12/19/19	12/19/19	Reinvested Shares	CIBC ATLAS DISCIPLINED EQTY FD INST: AWEIX	98.9810	22.6900	(2,245.88)
12/20/19	12/20/19	Reinvested Shares	VIRTUS VONTOBEL EMRG MKTS OPPTY FD I: HIEMX	2.8410	11.5700	(32.87)
12/20/19	12/20/19	Reinvested Shares	VIRTUS VONTOBEL EMRG MKTS OPPTY FD I: HIEMX	4.0640	11.5700	(47.02)
12/30/19	12/30/19	Reinvested Shares	CIBC ATLAS DISCIPLINED EQTY FD INST: AWEIX	64.5500	22.6600	(1,462.70)

Total Equity Funds Activity

(10,013.53)

Total Purchases & Sales

(10,013.53)

Schwab has provided accurate gain and loss information wherever possible for most investments. Cost basis data may be incomplete or unavailable for some of your holdings. Please see Endnotes for Your Account section for an explanation of the endnote codes and symbols on this statement.



Contributory IRA of
ANTHONY S FAUCI
CHARLES SCHWAB & CO INC CUST
IRA CONTRIBUTORY

Statement Period
December 1-31, 2019

Transaction Detail - Dividends & Interest (including Money Market Fund dividends reinvested)

Transaction Date	Process Date	Activity	Description	Credit/(Debit)
12/10/19	12/10/19	Div For Reinvest	MAINSTAY EPOCH GLOBAL: EPSYX	118.88
12/10/19	12/10/19	LT Cap Gain Rein	MAINSTAY EPOCH GLOBAL: EPSYX	475.01
12/12/19	12/12/19	LT Cap Gain Rein	JPMORGAN MID CAP VALUE: FLMVX	3,115.54
12/12/19	12/12/19	LT Cap Gain Rein	MFS INSTL INTL EQUITY: MIEIX	140.73
12/12/19	12/12/19	Cash Dividend	MFS INSTL INTL EQUITY: MIEIX	373.76
12/12/19	12/12/19	LT Cap Gain Rein	TWEEDY BROWNE GLOBAL VAL: TBGVX	89.09
12/12/19	12/12/19	Slim Cap Gn Rein	TWEEDY BROWNE GLOBAL VAL: TBGVX	41.25
12/12/19	12/12/19	Cash Dividend	TWEEDY BROWNE GLOBAL VAL: TBGVX	735.85
12/15/19	12/16/19	Bank Interest xz	BANK INT SCHWAB BANK	0.22
12/17/19	12/17/19	LT Cap Gain Rein	MATTHEWS PACIFIC TIGER: MIPTX	2,244.56
12/17/19	12/17/19	Cash Dividend	MATTHEWS PACIFIC TIGER: MIPTX	519.85
12/19/19	12/19/19	LT Cap Gain Rein	CIBC ATLAS DISCIPLINED: AWEIX	2,245.88
12/19/19	12/19/19	LT Cap Gain	EDGEWOOD GROWTH INSTL: EGFIX	93.15
12/19/19	12/19/19	Cash Dividend	JPMORGAN MID CAP VALUE: FLMVX	1,080.04
12/20/19	12/20/19	Slim Cap Gn Rein	VIRTUS VONTOBEL EMRG: HIEMX	32.87
12/20/19	12/20/19	LT Cap Gain Rein	VIRTUS VONTOBEL EMRG: HIEMX	47.02
12/20/19	12/20/19	Cash Dividend	VIRTUS VONTOBEL EMRG: HIEMX	385.93
12/30/19	12/30/19	Div For Reinvest	CIBC ATLAS DISCIPLINED: AWEIX	1,462.70
12/30/19	12/30/19	Cash Dividend	CIBC ATLAS INCM OPPTY: AWIIX	384.67
Total Dividends & Interest				13,587.00

Total Transaction Detail 3,573.47

Removed account number



Contributory IRA of
ANTHONY S FAUCI
CHARLES SCHWAB & CO INC CUST
IRA CONTRIBUTORY

Statement Period
December 1-31, 2019

Bank Sweep Activity

Transaction Date	Transaction	Description	Withdrawal	Deposit	Balance x2
Opening Balance x2					4,276.60
12/13/19	Auto Transfer	BANK CREDIT FROM BROKERAGE x		1,109.61	5,386.21
12/15/19	Interest Paid x2	BANK INTEREST - CHARLES SCHWAB BANK		0.22	5,386.43
12/15/19	Auto Transfer	BANK TRANSFER TO BROKERAGE	0.22		5,386.21
12/17/19	Auto Transfer	BANK CREDIT FROM BROKERAGE x		0.22	5,386.43
12/18/19	Auto Transfer	BANK CREDIT FROM BROKERAGE x		519.85	5,906.28
12/20/19	Auto Transfer	BANK CREDIT FROM BROKERAGE x		1,173.19	7,079.47
12/23/19	Auto Transfer	BANK CREDIT FROM BROKERAGE x		385.93	7,465.40
12/31/19	Auto Transfer	BANK CREDIT FROM BROKERAGE x		384.67	7,850.07
Total Activity					0.22
Ending Balance x2					7,850.07

Bank Sweep: Interest Rate as of 12/31/19 was 0.06%. z

Contribution Summary

Traditional IRA	2018	2019
Year To Date Total	0.00	0.00

Schwab has provided accurate gain and loss information wherever possible for most investments. Cost basis data may be incomplete or unavailable for some of your holdings. Please see "Endnotes for Your Account" section for an explanation of the endnote codes and symbols on this statement.



Contributory IRA of
ANTHONY S FAUCI
CHARLES SCHWAB & CO INC CUST
IRA CONTRIBUTORY

Statement Period
December 1-31, 2019

Distribution Summary

	Gross Amount	Federal Tax Withheld	State Tax Withheld	Earnings	Net Amount
Normal	25,516.53	2,551.65	2,296.49 DC	0.00	20,668.39
Year To Date Total	25,516.53	2,551.65	2,296.49	0.00	20,668.39

Tax Year 2020 Required Minimum Distribution, which you must take by 12/31/2020:

31,530.07

Schwab must report to the IRS that a minimum distribution is required for the tax year specified above.

Endnotes For Your Account

Symbol Endnote Legend

- 0 Dividends paid on this security will be automatically reinvested.
- X Bank Sweep deposits are held at FDIC-insured bank(s) ("Banks") that are affiliated with Charles Schwab & Co., Inc.
- Z For Bank Sweep and Bank Sweep for Benefit Plans features, interest is paid for a period that differs from the Statement Period. Balances include interest paid as indicated on your statement by Schwab or one or more of its affiliated banks. These balances do not include interest that may have accrued during the Statement Period after interest is paid. The interest paid may include interest that accrued in the prior Statement Period.
- # The Required Minimum Distribution amount shown here is based on the "Total Account Value" also known as Fair Market Value, as of December 31 of the previous year. It could change if (a) you satisfy some or all of your Required Minimum Distribution with distribution(s) from other IRAs you own, (b) you inform Schwab that your spouse is your sole beneficiary and is more than 10 years younger than you, (c) a rollover to this IRA was pending as of December 31 prior to the tax year specified above, (d) you recharacterize a conversion made in the prior year, or (e) a correction was made to the account after this statement date that impacts the Fair Market Value such as a change to a security value or deposit adjustment. The Year To Date Total includes distributions taken during the calendar year. In some cases, your calendar year distributions may differ from your Required Minimum Distribution for the tax year.

Schwab has provided accurate gain and loss information wherever possible for most investments. Cost basis data may be incomplete or unavailable for some of your holdings. Please see "Endnotes for Your Account" section for an explanation of the endnote codes and symbols on this statement.



Attachment D: Fucci 2019 278e Report, Section 2

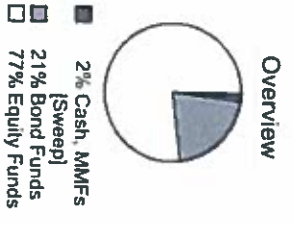
Schwab One® Trust Account of
\$ spouse REVOCABLE TR
U/A DTD 03/19/2014

Statement Period
December 1-31, 2019

Account Value as of 12/31/2019: \$ 1,799,302.24

Change in Account Value	This Period	Year to Date	Account Value [in Thousands]
Starting Value	\$ 1,764,981.71	\$ 1,493,308.99	
Credits	20,723.54	79,116.15	2100
Debits	0.00	(13,011.01)	1750
Transfer of Securities (In/Out)	0.00	0.00	1400
Income Reinvested	(11,938.83)	(54,663.86)	1050
Change in Value of Investments	25,535.82	294,551.97	700
Ending Value on 12/31/2019	\$ 1,799,302.24	\$ 1,799,302.24	350
Total Change in Account Value	\$ 34,320.53	\$ 305,993.25	0

Asset Composition	Market Value	% of Account Assets
Cash and Money Market Funds [Sweep]	\$ 31,862.61	2%
Bond Funds	375,329.54	21%
Equity Funds	1,392,110.09	77%
Total Assets Long	\$ 1,799,302.24	
Total Account Value	\$ 1,799,302.24	100%



PRIVATE WEALTH
MANAGEMENT



Schwab One® Trust Account of
SPOUSE · REVOCABLE TR
 U/A DTD 03/19/2014

Statement Period
 December 1-31, 2019

Gain or (Loss) Summary

All Investments
 Values may not reflect all of your gains/losses. Cost basis may change and be adjusted in certain cases. Statement information should not be used for tax preparation, instead refer to official tax documents.
 For additional gain or (loss) information refer to Terms and Conditions.

	Realized Gain or (Loss) This Period		Unrealized Gain or (Loss)	
	Short Term	Long Term	Short Term	Long Term
	\$0.00	\$0.00		\$242,502.61
Income Summary				
Money Funds Dividends	0.00	32.89	0.00	354.63
Cash Dividends	752.78	8,031.93	9,099.33	15,352.96
Total Capital Gains Distributions	0.00	11,905.94	0.00	54,309.23
Total Income	752.78	19,970.76	9,099.33	70,016.82

¹Certain income in this category may qualify for state tax exemption; consult your tax advisor.

Cash Transactions Summary

	This Period	Year to Date
Starting Cash	\$ 23,045.01	\$ 20,066.70
Deposits and other Cash Credits	0.00	0.00
Investments Sold	0.00	0.00
Dividends and Interest	20,723.54	79,116.15
Withdrawals and other Debits	0.00	0.00
Investments Purchased	(11,905.94)	(54,309.23)
Fees and Charges	0.00	(13,011.01)
Total Cash Transaction Detail	8,817.60	11,795.91
Ending Cash	\$ 31,862.61	\$ 31,862.61

* Cash (includes any cash debit balance) held in your account plus the value of any cash invested in a sweep money fund.



Schwab One® Trust Account of
SPULSE / REVOCABLE TR
 U/A DTD 03/19/2014

Statement Period
 December 1-31, 2019

Investment Detail - Cash and Money Market Funds [Sweep]

Cash	Starting Balance	Ending Balance	% of Account Assets
Cash	756.80	752.78	<1%
Total Cash	756.80	752.78	<1%
Money Market Funds [Sweep]	Quantity	Market Price	Market Value
SCHWAB GOVT MONEY FUND: SWGXX	31,109.8300	1.0000	31,109.83
Total Money Market Funds [Sweep]			31,109.83
Total Cash and Money Market Funds [Sweep]		31,862.61	2%

Investment Detail - Mutual Funds

Bond Funds	Quantity	Market Price	Market Value	% of Account Assets	Average Cost Basis	Cost Basis	Unrealized Gain or (Loss)
T ROWE PRICE SUMMIT MUNI INTERM INV SYMBOL: PRSMX	30,916.7660	12.14000	375,329.54	21%	11.90	368,044.45	7,285.09
Total Bond Funds	30,916.7660		375,329.54	21%		368,044.45	7,285.09
Equity Funds	Quantity	Market Price	Market Value	% of Account Assets	Average Cost Basis	Cost Basis	Unrealized Gain or (Loss)
CIBC ATLAS INCM OPPTY FD INST SYMBOL: AWIIX	11,223.1910	12.82000	143,881.31	8%	10.74	120,551.29	23,330.02

Schwab has provided accurate gain and loss information wherever possible for most investments. Cost basis data may be incomplete or unavailable for some of your holdings.



Schwab One® Trust Account of

SPouse REVOCABLE TR
U/A DTD 03/19/2014

Statement Period
December 1-31, 2019

Investment Detail - Mutual Funds (continued)

Equity Funds (continued)	Quantity	Market Price	Market Value	% of Account Assets	Average Cost Basis	Cost Basis	Unrealized Gain or (Loss)
JPMORGAN MID CAP VALUE L	4,488.6590	39.67000	178,065.10	10%	31.67	142,151.61	35,913.49
SYMBOL: FLMVX							
MAINSTAY EPOCH GLOBAL EQTY YIELD I	141.3830	19.06000	2,694.76	<1%	18.00	2,529.33	165.43
SYMBOL: EPSYX							
PARNASSUS CORE EQTY FD INST	13,300.2920	47.10000	626,443.75	35%	38.49	511,915.14	114,528.61
SYMBOL: PRILX							
PAX SMALL CAP INST	5,922.7890	14.82000	87,775.73	5%	13.76	81,512.59	6,263.14
SYMBOL: PXSIX							
TOUCHSTONE GLOBAL ESG EQUITY INST	15,623.5930	22.61000	353,249.44	20%	19.09	298,232.61	55,016.83
SYMBOL: TROCX							
Total Equity Funds	50,699,9070		1,392,110.09	77%		1,156,892.57	235,217.52
Total Mutual Funds	81,616,6730		1,767,439.63	98%		1,524,937.02	242,502.61

Total Investment Detail	
Total Account Value	1,799,302.24
Total Cost Basis	1,524,937.02

Schwab has provided accurate gain and loss information wherever possible for most investments. Cost basis data may be incomplete or unavailable for some of your holdings.



Schwab One® Trust Account of

SPOUSE REVOCABLE TR
U/A DTD 03/19/2014

Statement Period
December 1-31, 2019

Transaction Detail - Purchases & Sales

Equity Funds Activity

Settle Date	Trade Date	Transaction	Description	Quantity	Unit Price	Total Amount
12/10/19	12/10/19	Reinvested Shares	MAINSTAY EPOCH GLOBAL EQTY YIELD I: EPSYX	2.5460	18.5700	(47.27)
12/11/19	12/11/19	Reinvested Shares	TOUCHSTONE GLOBAL ESG EQUITY INST: TROCX	232.6910	22.2300	(5,172.73)
12/12/19	12/12/19	Reinvested Shares	JPMORGAN MID CAP VALUE L: FLMVX	168.8800	39.5900	(6,685.94)

Total Equity Funds Activity

(11,905.94)

Total Purchases & Sales

(11,905.94)

Transaction Detail - Dividends & Interest (including Money Market Fund dividends reinvested)

Transaction Process	Date	Activity	Description	Credit/(Debit)
	12/10/19	LT Cap Gain Rein	MAINSTAY EPOCH GLOBAL: EPSYX	47.27
	12/10/19	Cash Dividend	MAINSTAY EPOCH GLOBAL: EPSYX	11.83
	12/11/19	LT Cap Gain Rein	TOUCHSTONE GLOBAL ESG: TROCX	5,172.73
	12/12/19	LT Cap Gain Rein	JPMORGAN MID CAP VALUE: FLMVX	6,685.94
	12/19/19	Cash Dividend	JPMORGAN MID CAP VALUE: FLMVX	2,317.76
	12/27/19	Cash Dividend	PARNASSUS CORE EQTY FD: PRILX	1,622.64
	12/27/19	Cash Dividend	TOUCHSTONE GLOBAL ESG: TROCX	3,081.96
	12/30/19	Cash Dividend	CIBC ATLAS INCM OPPTY: AWIX	997.74
	12/31/19	Dividend	SCHWAB GOVT MONEY FUND: SWGXX	32.89
	12/31/19	Cash Dividend	T ROWE PRICE SUMMIT MUNI: PRSMX	752.78

Total Dividends & Interest:

20,723.54

Schwab has provided accurate gain and loss information wherever possible for most investments. Cost basis data may be incomplete or unavailable for some of your holdings.



Schwab One® Trust Account of

SPOUSE REVOCABLE TR
U/A DTD 03/19/2014

Statement Period
December 1-31, 2019

Transaction Detail - Total

Total Transaction Detail **8,817.60**

Money Market Fund (Sweep) Detail

SCHWAB GOVT MONEY FUND Activity

Settle Date	Transaction	Quantity	Unit Price	Purchase/Debit	Sale/Credit
Opening # of Shares: 22,288.2100					
12/02/19	Purchased	756.8000	1.0000	756.80	
12/11/19	Purchased	11.8300	1.0000	11.83	
12/20/19	Purchased	2,317.7600	1.0000	2,317.76	
12/30/19	Purchased	4,704.6000	1.0000	4,704.60	
12/31/19	Purchased	997.7400	1.0000	997.74	
12/31/19	Dividend	32.8900	1.0000	32.89	
Closing # of Shares: 31,109.8300					
Total SCHWAB GOVT MONEY FUND Activity				8,821.62	

Total Money Market Fund (Sweep) 8,821.62

SCHWAB GOVT MMF Average Yield For The Most Recent Pay Period: 001.12%, 7-Day Yield: 1.10%.



Attachment E: Fanci 2019 278e Report, Section 2

Contributory IRA of
SPINSE
 CHARLES SCHWAB & CO INC CUST
 IRA CONTRIBUTORY

Statement Period
 December 1-31, 2019

Account Value as of 12/31/2019: \$ 107,468.73

Change in Account Value	This Period	Year to Date	Account Value [in Thousands]
Starting Value	\$ 104,499.84	\$ 87,543.61	
Credits	1,982.80	3,029.14	150
Debits	0.00	0.00	125
Transfer of Securities (In/Out)	0.00	0.00	100
Income Reinvested	(885.73)	(1,647.39)	75
Change in Value of Investments	1,871.82	18,543.37	50
Ending Value on 12/31/2019	\$ 107,468.73	\$ 107,468.73	25
Total Change in Account Value	\$ 2,968.89	\$ 19,925.12	0

Asset Composition	Market Value	% of Account Assets
Bank Sweep ^{x,z}	\$ 2,811.13	3%
Equity Funds	104,657.60	97%
Total Assets Long	\$ 107,468.73	
Total Account Value	\$ 107,468.73	100%

3% Bank Sweep [X,Z]
 97% Equity Funds



Overview



PRIVATE WEALTH
 MANAGEMENT

Your Independent Investment Advisor is not affiliated with or an agent of Schwab and Schwab does not supervise or endorse your Advisor



Contributory IRA of
SPURSE
 CHARLES SCHWAB & CO INC CUST
 IRA CONTRIBUTORY

Statement Period
 December 1-31, 2019

Gain or (Loss) on Investments Sold Unrealized Gain or (Loss)

This Period

All Investments \$0.00 \$3,274.55

Values may not reflect all of your gains/losses. Cost basis may change and be adjusted in certain cases. Statement information should not be used for tax preparation. Instead refer to official tax documents.
 For additional gain or (loss) information refer to Terms and Conditions.

	This Period	Year To Date
Income Summary		
Bank Sweep Interest	0.08	3.63
Cash Dividends	1,096.99	1,378.12
Total Capital Gains Distributions	885.73	1,647.39
Total Income	1,982.80	3,029.14

Cash Transactions Summary

This Period

	This Period	Year to Date
Starting Cash*	\$ 1,714.06	\$ 1,429.38
Deposits and other Cash Credits	0.00	0.00
Investments Sold	0.00	0.00
Dividends and Interest	1,982.80	3,029.14
Withdrawals and other Debits	0.00	0.00
Investments Purchased	(885.73)	(1,647.39)
Fees and Charges	0.00	0.00
Total Cash Transaction Detail	1,097.07	1,381.75
Ending Cash*	\$ 2,811.13	\$ 2,811.13

* Cash (includes any cash debit balance) held in your account plus the value of any cash invested in a sweep money fund.

Schwab has provided accurate gain and loss information wherever possible for most investments. Cost basis data may be incomplete or unavailable for some of your holdings. Please see "Endnotes for Your Account" section for an explanation of the endnote codes and symbols on this statement.



Contributory IRA of
SFOUSE
 CHARLES SCHWAB & CO INC CUST
 IRA CONTRIBUTORY

Statement Period
 December 1-31, 2019

Investment Detail - Bank Sweep

	Starting Balance	Ending Balance	% of Account Assets
Bank Sweep			
Bank Sweep xZ	1,714.06	2,811.13	3%
Total Bank Sweep	1,714.06	2,811.13	3%
Total Bank Sweep		2,811.13	3%

Investment Detail - Mutual Funds

Equity Funds	Quantity	Market Price	Market Value	% of Account Assets	Average Cost Basis	Cost Basis	Unrealized Gain or (Loss)
BOSTON COMMON ESG IMPACT INTL FD SYMBOL: BCAIX	630,7710	31.69000	19,989.13	19%	26.95	17,000.00	2,989.13
CIBC ATLAS INCM OPPTY FD INST SYMBOL: AWIIX	1,008,5090	12.82000	12,929.09	12%	10.24	10,329.19	2,599.90
PARNASSUS CORE EQTY FD INST SYMBOL: PRILX	238,9050	47.10000	11,252.43	10%	45.87	10,957.94	294.49
TOUCHSTONE GLOBAL ESG EQUITY INST SYMBOL: TROCX	2,675,2300	22.61000	60,486.95	56%	23.59	63,095.92	(2,608.97)
Total Equity Funds	4,553,4150		104,657.60	97%		101,383.05	3,274.55
Total Mutual Funds	4,553,4150		104,657.60	97%		101,383.05	3,274.55

Schwab has provided accurate gain and loss information wherever possible for most investments. Cost basis data may be incomplete or unavailable for some of your holdings. Please see "Endnotes for Your Account" section for an explanation of the endnote codes and symbols on this statement.



Contributory IRA of
SPAUSE
 CHARLES SCHWAB & CO INC CUST
 IRA CONTRIBUTORY

Statement Period
 December 1-31, 2019

Investment Detail - Total

Total Investment Detail		107,468.73
Total Account Value		107,468.73
Total Cost Basis		101,383.05

Transaction Detail - Purchases & Sales

Equity Funds Activity

Sell Date	Trade Date	Transaction	Description	Quantity	Unit Price	Total Amount
12/11/19	12/11/19	Reinvested Shares	TOUCHSTONE GLOBAL ESG EQUITY INST: TROCX	39.8440	22.2300	(885.73)

Total Equity Funds Activity

(885.73)

Total Purchases & Sales

(885.73)

Transaction Detail - Dividends & Interest (including Money Market Fund dividends reinvested)

Transaction Process Date	Date	Activity	Description	Credit/(Debit)
12/11/19	12/11/19	LT Cap Gain Reinv	TOUCHSTONE GLOBAL ESG: TROCX	885.73
12/15/19	12/16/19	Bank Interest xz	BANK INT	0.08
12/17/19	12/17/19	Cash Dividend	BOSTON COMMON ESG IMPACT: BCAIX	450.46
12/27/19	12/27/19	Cash Dividend	PARNASSUS CORE EOTY FD: PRILX	29.15
12/27/19	12/27/19	Cash Dividend	TOUCHSTONE GLOBAL ESG: TROCX	527.72
12/30/19	12/30/19	Cash Dividend	CIBC ATLAS INCM OPPTY: AWIIX	89.66
Total Dividends & Interest				1,982.80

removed account number

Schwab has provided accurate gain and loss information wherever possible for most investments. Cost basis data may be incomplete or unavailable for some of your holdings. Please see "Endnotes for Your Account" section for an explanation of the endnote codes and symbols on this statement.



Contributor IRA of
SPOUSE
 CHARLES SCHWAB & CO INC CUST
 IRA CONTRIBUTORY

Statement Period
 December 1-31, 2019

Transaction Detail - Total

Total Transaction Detail 1,097.07

Bank Sweep Activity

Transaction Date	Transaction	Description	Withdrawal	Deposit	Balance x2
Opening Balance x2					
12/15/19	Interest Paid x2	BANK INTEREST		0.08	1,714.14
12/18/19	Auto Transfer	BANK CREDIT FROM BROKERAGE x		450.46	2,164.60
12/30/19	Auto Transfer	BANK CREDIT FROM BROKERAGE x		556.87	2,721.47
12/31/19	Auto Transfer	BANK CREDIT FROM BROKERAGE x		89.56	2,811.13
Total Activity			0.00		1,097.07
Ending Balance x2					2,811.13

Bank Sweep: Interest Rate as of 12/31/19 was 0.06%. Your interest period was 11/16/19 - 12/15/19. z

Contribution Summary

Traditional IRA	2018	2019
Year To Date Total	0.00	0.00

Schwab has provided accurate gain and loss information wherever possible for most investments. Cost basis data may be incomplete or unavailable for some of your holdings. Please see Endnotes for Your Account Section for an explanation of the endnote codes and symbols on this statement.



Contributory IRA of
SPD USE
CHARLES SCHWAB & CO INC CUST
IRA CONTRIBUTIBUTORY

Statement Period
December 1-31, 2019

Endnotes For Your Account

Symbol Endnote Legend

- X** Bank Sweep deposits are held at FDIC-insured bank(s) ("Banks") that are affiliated with Charles Schwab & Co., Inc.
- Z** For Bank Sweep and Bank Sweep for Benefit Plans features, interest is paid for a period that differs from the Statement Period. Balances include interest paid as indicated on your statement by Schwab or one or more of its affiliated banks. These balances do not include interest that may have accrued during the Statement Period after interest is paid. The interest paid may include interest that accrued in the prior Statement Period.

Schwab has provided accurate gain and loss information wherever possible for most investments. Cost basis data may be incomplete or unavailable for some of your holdings. Please see "Endnotes for Your Account" section for an explanation of the endnote codes and symbols on this statement.

Attachment F: Fauci 2019 278e Report, Section 7

ire/

Products (<https://client.schwab.com/secure/cc/products>) Specialty (<https://client.schwab.com/secure/cc/guidance>) Service (<https://client.schwab.com/secure/>)
 Summary (<https://client.schwab.com/secure/cc/accounts/summary>) Balances (<https://client.schwab.com/secure/cc/accounts/balances>)
 Positions (<https://client.schwab.com/secure/cc/accounts/positions>) History (<https://client.schwab.com/secure/cc/accounts/historynew>)
 Statements (<https://client.schwab.com/secure/cc/accounts/statementshistory>) Transfers & Payments (https://client.schwab.com/secure/cc/accounts/transfers_and_payment)

Page last updated: 05:34 PM ET, 04/20/2020 Refresh Export Print



SPOUSE
 IRA Contributory
 Transactions 2019

Transactions From 01/01/2019 To 12/31/2019

Date ▼	Action	Details	Symbol	Description*	Quantity	Price	Fees & Comm	Amount
12/30/2019	Cash Dividend		AWIX	CIBC ATLAS INCM OPPTY FD INST				\$89.66
12/27/2019	Cash Dividend		TROCX	TOUCHSTONE GLOBAL ESG EQUITY INST				\$527.72
12/27/2019	Cash Dividend		PRILX	PARNASSUS CORE EQTY FD INST				\$29.15
12/17/2019	Cash Dividend		BCAIX	BOSTON COMMON ESG IMPACT INTL FD				\$450.46
12/16/2019 as of 12/15/2019	Bank Interest			BANK INT SCHWAB BANK				\$0.08
12/11/2019	Reinvest Shares		TROCX	TOUCHSTONE GLOBAL ESG EQUITY INST	39.844	\$22.23		-\$885.73
12/11/2019	Long Term Cap Gain Reinvest		TROCX	TOUCHSTONE GLOBAL ESG EQUITY INST				\$885.73
11/21/2019	Long Term Cap Gain Reinvest		PRILX	PARNASSUS CORE EQTY FD INST				\$761.66
11/21/2019	Reinvest Shares		PRILX	PARNASSUS CORE EQTY FD INST	16.729	\$45.53		-\$761.66
11/16/2019 as of 11/15/2019	Bank Interest			BANK INT SCHWAB BANK				\$0.13
10/16/2019 as of 10/15/2019	Bank Interest			BANK INT SCHWAB BANK				\$0.20
09/30/2019	Cash Dividend		PRILX	PARNASSUS CORE EQTY FD INST				\$25.64
09/27/2019	Cash Dividend		AWIX	CIBC ATLAS INCM OPPTY FD INST				\$60.81
09/16/2019 as of 09/15/2019	Bank Interest			BANK INT SCHWAB BANK				\$0.25

[account number removed]

[account number removed]

Quote Show Indices Symbol Lookup **DJIA** ([https://client.schwab.com/secure/cc/inn/gw/wsd?path=/retail/research/markets/chart/&symbol=\\$DJIA](https://client.schwab.com/secure/cc/inn/gw/wsd?path=/retail/research/markets/chart/&symbol=$DJIA)) 23,650.44 -592.05 (-2.44%)

Date	Type	Symbol	Description	Amount
08/16/2019 as of 08/15/2019	Bank Interest	NASDAQ (https://client.schwab.com/secure/cc/nyg/0,560.73-89.41(-1.03%)	BANK INT SCHWAB BANK	\$0.31
08/15/2019		S&P 500 (https://client.schwab.com/secure/cc/nyg/wod?path=/retail/research/markets/chart/&symbol=\$SPX)	SCHWAB BANK	
08/15/2019		Russell 2000 (https://client.schwab.com/secure/cc/nyg/wod?path=/retail/research/markets/chart/&symbol=\$RUT)	BANK INT SCHWAB BANK	\$0.36
06/28/2019	Cash Dividend	PRILX	PARNASSUS CORE EQTY FD INST	\$21.24
06/27/2019	Cash Dividend	AWIX	CIBC ATLAS INCM OPPTY FD INST	\$80.18
06/17/2019 as of 06/15/2019	Bank Interest		BANK INT SCHWAB BANK	\$0.41
05/16/2019 as of 05/15/2019	Bank Interest		BANK INT SCHWAB BANK	\$0.41
04/16/2019 as of 04/15/2019	Bank Interest		BANK INT SCHWAB BANK	\$0.42
03/29/2019	Cash Dividend	PRILX	PARNASSUS CORE EQTY FD INST	\$25.99
03/28/2019	Cash Dividend	AWIX	CIBC ATLAS INCM OPPTY FD INST	\$67.27
03/18/2019 as of 03/15/2019	Bank Interest		BANK INT (SCHWAB BANK	\$0.36
02/19/2019 as of 02/15/2019	Bank Interest		BANK INT SCHWAB BANK	\$0.40
01/16/2019 as of 01/15/2019	Bank Interest		BANK INT SCHWAB BANK	\$0.30

[account number removed]

[removed account number]

Transactions Total

\$1,381.75

*Transactions may include Bank Sweep deposit information. Bank Sweep deposits are held at the FDIC-insured depository institution(s) referenced on the Balances detail page, your account statements and disclosed in your account documents. SIPC does not cover balances held in the Bank Sweep feature.

Accounts (https://client.schwab.com/secure/cc/accounts) Trade (https://client.schwab.com/secure/cc/trade) Research (https://client.schwab.com/secure/cc/research) Products (https://client.schwab.com/secure/cc/products) Specialty (https://client.schwab.com/secure/cc/guidance) Service (https://client.schwab.com/secure/cc/service) Summary (https://client.schwab.com/secure/cc/accounts/summary) Balances (https://client.schwab.com/secure/cc/accounts/balances) Positions (https://client.schwab.com/secure/cc/accounts/positions) History (https://client.schwab.com/secure/cc/accounts/historynew) Statements (https://client.schwab.com/secure/cc/accounts/statements/history) Transfers & Payments (https://client.schwab.com/secure/cc/accounts/transfers_and_payments_overview)

↑ Back to Top

Brokerage Products: Not FDIC Insured No Bank Guarantee May Lose Value

Today's Date: 05/31/2020

Charles Schwab & Co., Inc. and Charles Schwab Bank, SSB are separate but affiliated companies and subsidiaries of The Charles Schwab Corporation. Brokerage products are offered by Charles Schwab & Co., Inc. (Member SIPC (https://www.sipc.org)) ("Schwab"), Schwab Intelligent Portfolios® and Schwab Intelligent Portfolios Premium™ are made available through Charles Schwab & Co., Inc. ("Schwab"), a dually registered investment advisor and broker-dealer. Portfolio management services are provided by Charles Schwab Investment Advisory, Inc. ("CSIA"). Schwab and CSIA are subsidiaries of The Charles Schwab Corporation. Deposit and lending products and services are offered by Charles Schwab Bank, SSB, Member FDIC and an Equal Housing Lender ("Schwab Bank").

Bank Sweep deposits are held at one or more FDIC-insured banks that are affiliated with Charles Schwab & Co., Inc. ("Affiliated Banks"). Funds deposited at Affiliated Banks are insured, in aggregate, up to \$250,000 per Affiliated Bank, per depositor, for each account ownership category, by the Federal Deposit Insurance Corporation (FDIC). Securities products and services (including unswep or intra-day cash, net credit or debit balances, and money market funds) offered by Charles Schwab & Co., Inc. (Member SIPC (https://www.sipc.org)) are not deposits or obligations of the Affiliated Banks, are subject to investment risk, are not FDIC insured, may lose value, and are not Affiliated Bank-guaranteed. Charles Schwab & Co., Inc. and the Affiliated Banks are separate entities and are all affiliates of The Charles Schwab Corporation.

© 2020 Charles Schwab & Co., Inc. All rights reserved. Member SIPC (https://www.sipc.org). Unauthorized access is prohibited. Usage will be monitored.

Agreements (https://client.schwab.com/secure/cc/nyg/legal_compliance/agreements) Privacy (https://client.schwab.com/secure/cc/nyg/security/privacy) SchwabSafe (https://client.schwab.com/secure/cc/nyg/security/schwabsafe) USA Patriot Act (https://client.schwab.com/secure/cc/nyg/legal_compliance/usa_patriot_act.html) SIPC® (https://client.schwab.com/secure/cc/nyg/legal_compliance/sipc.html) FDIC Insurance (https://client.schwab.com/secure/cc/nyg/legal_compliance/fdic_insurance.html) Site Map (https://client.schwab.com/secure/cc/nyg/sitemap) Site Help (https://client.schwab.com/secure/cc/help/schwab_com/page_features/help) Support Session Bank Client Complaint (/secure/cc/nyg/legal_compliance/consumer-complaint_notice.html)

Attachment G: Fauci 2019 278e Report, Section 7

[Products](https://client.schwab.com/secure/cc/products) (https://client.schwab.com/secure/cc/products)
 [Specialty](https://client.schwab.com/secure/cc/guidance) (https://client.schwab.com/secure/cc/guidance)
 [Service](https://client.schwab.com/secure/cc/summary) (https://client.schwab.com/secure/cc/summary)
 [Summary](https://client.schwab.com/secure/cc/accounts/summary) (https://client.schwab.com/secure/cc/accounts/summary)
 [Balances](https://client.schwab.com/secure/cc/accounts/balances) (https://client.schwab.com/secure/cc/accounts/balances)
 [Positions](https://client.schwab.com/secure/cc/accounts/positions) (https://client.schwab.com/secure/cc/accounts/positions)
 [History](https://client.schwab.com/secure/cc/accounts/historynew) (https://client.schwab.com/secure/cc/accounts/historynew)
 [Statements](https://client.schwab.com/secure/cc/accounts/statementshistory) (https://client.schwab.com/secure/cc/accounts/statementshistory)
 [Transfers & Payments](https://client.schwab.com/secure/cc/accounts/transfers_and_payments) (https://client.schwab.com/secure/cc/accounts/transfers_and_payments)

Page last updated: 05:24 PM ET, 04/20/2020 [Refresh](#) [Export](#) [Print](#)



SPOUSE
Revocable Trust
Transactions 2019

Transactions From 01/01/2019 To 12/31/2019

Date ▼	Action	Details	Symbol	Description*	Quantity	Price	Fees & Comm	Amount
12/31/2019	Cash Dividend		PR5MX	T ROWE PRICE SUMMIT MUNI INTERM INV				\$752.76
12/31/2019	Cash Dividend		SWGXX	SCHWAB GOVT MONEY FUND	32.89			
12/31/2019	Buy	Trade Details	SWGXX	SCHWAB GOVT MONEY FUND	997.74	\$1.00		-\$997.74
12/30/2019	Cash Dividend		AWIIX	CIBC ATLAS INCM CPPTY FD INST				\$997.74
12/30/2019	Buy	Trade Details	SWGXX	SCHWAB GOVT MONEY FUND	4,704.6	\$1.00		-\$4,704.60
12/27/2019	Cash Dividend		TROCX	TOUCHSTONE GLOBAL ESG EQUITY INST				\$3,081.96
12/27/2019	Cash Dividend		PRILX	PARNASSUS CORE EQTY FD INST				\$1,622.64
12/20/2019	Buy	Trade Details	SWGXX	SCHWAB GOVT MONEY FUND	2,317.76	\$1.00		-\$2,317.76
12/19/2019	Cash Dividend		FLMVX	JPMORGAN MID CAP VALUE L				\$2,317.76
12/12/2019	Long Term Cap Gain Reinvest		FLMVX	JPMORGAN MID CAP VALUE L				\$6,685.94
12/12/2019	Reinvest Shares		FLMVX	JPMORGAN MID CAP VALUE L	168.88	\$39.89		-\$6,685.94
12/11/2019	Reinvest Shares		TROCX	TOUCHSTONE GLOBAL ESG EQUITY INST	232.691	\$22.23		-\$5,172.73
12/11/2019	Long Term Cap Gain Reinvest		TROCX	TOUCHSTONE GLOBAL ESG EQUITY INST				\$5,172.73
12/11/2019	Buy	Trade Details	SWGXX	SCHWAB GOVT MONEY FUND	11.83	\$1.00		-\$11.83

Quote [Show Indices Symbol Lookup](#) [DJIA](https://client.schwab.com/secure/cc/nn/gw/wsod?path=/retail/research/markets/chart/&symbol=$DJI) (https://client.schwab.com/secure/cc/nn/gw/wsod?path=/retail/research/markets/chart/&symbol=\$DJI) 23,650.44 -592.05 (-2.44%)

4/20/2020

Charles Schwab Client Center

Date	Description	Symbol	Quantity	Price	Amount	Time (ET)	Refresh
12/10/2019	Cash Dividend	EPSYX			\$11.83		
<p>NASDAQ (https://client.schwab.com/secure/cc/n/gw/wsood?path=/retail/research/markets/chart/&symbol=\$XIC) 8,560.73 -89.41 (-1.03%)</p> <p>S&P 500 (https://client.schwab.com/secure/cc/n/gw/wsood?path=/retail/research/markets/chart/&symbol=\$SPX) 2,823.16 -\$1.40 (-1.79%)</p> <p>Russell 2000 (https://client.schwab.com/secure/cc/n/gw/wsood?path=/retail/research/markets/chart/&symbol=\$RUT) 1,213.35 -15.75 (-1.28%)</p>							
12/10/2019	Reinvest Shares	EPSYX					
12/02/2019	Buy	Trade Details	SWGXX	SCHWAB GOVT MONEY FUND	756.8	\$1.00	-\$756.80
11/29/2019	Cash Dividend	PRSMX			\$758.80		
11/21/2019	Long Term Cap Gain Reinvest	PRILX			\$42,403.29		
11/21/2019	Reinvest Shares	PRILX				\$45.53	-\$42,403.29
11/18/2019 as of 11/15/2019	Cash Dividend	SWGXX			28.11		
11/13/2019	Sell	Trade Details	SWGXX	SCHWAB GOVT MONEY FUND	3,388.76	\$1.00	\$3,388.76
11/12/2019	Advisor Fee			TO ADVISOR			-\$3,388.76
11/01/2019	Buy	Trade Details	SWGXX	SCHWAB GOVT MONEY FUND	758.75	\$1.00	-\$758.75
10/31/2019	Cash Dividend	PRSMX			\$758.75		
10/16/2019 as of 10/15/2019	Cash Dividend	SWGXX			27.54		
10/01/2019	Buy	Trade Details	SWGXX	SCHWAB GOVT MONEY FUND	2,130.2	\$1.00	-\$2,130.20
09/30/2019	Cash Dividend	PRSMX			\$687.41		
09/30/2019	Cash Dividend	EPSYX			\$15.41		
09/30/2019	Cash Dividend	PRILX			\$1,427.38		
09/30/2019	Buy	Trade Details	SWGXX	SCHWAB GOVT MONEY FUND	676.76	\$1.00	-\$676.76
09/27/2019	Cash Dividend	AWIXL			\$676.76		
09/17/2019 as of 09/16/2019	Cash Dividend	SWGXX			30.75		
09/03/2019	Buy	Trade Details	SWGXX	SCHWAB GOVT MONEY FUND	809.87	\$1.00	-\$809.87
08/30/2019	Cash Dividend	PRSMX			\$809.87		
08/16/2019 as of 08/15/2019	Cash Dividend	SWGXX			35.58		
08/13/2019	Sell	Trade Details	SWGXX	SCHWAB GOVT MONEY FUND	3,372.07	\$1.00	\$3,372.07
08/12/2019	Advisor Fee			TO ADVISOR			-\$3,372.07
08/01/2019	Buy	Trade Details	SWGXX	SCHWAB GOVT MONEY FUND	772.72	\$1.00	-\$772.72
07/31/2019	Cash Dividend	PRSMX			\$772.72		
07/16/2019 as of 07/15/2019	Cash Dividend	SWGXX			31.81		

Quote Show Indices Symbol Lookup

DJIA ([https://client.schwab.com/secure/cc/n/gw/wsood?path=/retail/research/markets/chart/&symbol=\\$DJI](https://client.schwab.com/secure/cc/n/gw/wsood?path=/retail/research/markets/chart/&symbol=$DJI))
 23,650.44 -592.05 (-2.44%)

07/01/2019	Buy		NASDAQ (https://client.schwab.com/secure/cc/nn/gw/wsod?path=/retail/research/markets/chart/&symbol=\$IXIC)	S&P 500	2,823.16	-51.48 (-1.79%)					
			NYSE (https://client.schwab.com/secure/cc/nn/gw/wsod?path=/retail/research/markets/chart/&symbol=\$SPX)	S&P 500	2,823.16	-51.48 (-1.79%)					
			NYSE (https://client.schwab.com/secure/cc/nn/gw/wsod?path=/retail/research/markets/chart/&symbol=\$RUT)	Russell 2000	1,213.35	-15.75 (-1.28%)					
			NYSE (https://client.schwab.com/secure/cc/nn/gw/wsod?path=/retail/research/markets/chart/&symbol=\$DJI)	Dow Jones Industrial Average	29,823.16	-51.48 (-0.17%)					
			NYSE (https://client.schwab.com/secure/cc/nn/gw/wsod?path=/retail/research/markets/chart/&symbol=\$MXX)	MSCI EAFE	3,500.00	-100.00 (-2.86%)					
			NYSE (https://client.schwab.com/secure/cc/nn/gw/wsod?path=/retail/research/markets/chart/&symbol=\$MUN)	MSCI USA	3,500.00	-100.00 (-2.86%)					
			NYSE (https://client.schwab.com/secure/cc/nn/gw/wsod?path=/retail/research/markets/chart/&symbol=\$MINT)	MSCI INTL	3,500.00	-100.00 (-2.86%)					
			NYSE (https://client.schwab.com/secure/cc/nn/gw/wsod?path=/retail/research/markets/chart/&symbol=\$MUNI)	MSCI MUNI	3,500.00	-100.00 (-2.86%)					
			NYSE (https://client.schwab.com/secure/cc/nn/gw/wsod?path=/retail/research/markets/chart/&symbol=\$MINT)	MSCI INTL	3,500.00	-100.00 (-2.86%)					
			NYSE (https://client.schwab.com/secure/cc/nn/gw/wsod?path=/retail/research/markets/chart/&symbol=\$MUNI)	MSCI MUNI	3,500.00	-100.00 (-2.86%)					
			NYSE (https://client.schwab.com/secure/cc/nn/gw/wsod?path=/retail/research/markets/chart/&symbol=\$MINT)	MSCI INTL	3,500.00	-100.00 (-2.86%)					
			NYSE (https://client.schwab.com/secure/cc/nn/gw/wsod?path=/retail/research/markets/chart/&symbol=\$MUNI)	MSCI MUNI	3,500.00	-100.00 (-2.86%)					
06/28/2019	Cash Dividend		NYSE (https://client.schwab.com/secure/cc/nn/gw/wsod?path=/retail/research/markets/chart/&symbol=\$PRILX)	PARNASSUS CORE EQTY FD INST							\$1,182.47
06/28/2019	Cash Dividend		NYSE (https://client.schwab.com/secure/cc/nn/gw/wsod?path=/retail/research/markets/chart/&symbol=\$EPSYX)	MAINSTAY EPOCH GLOBAL EQTY YIELD I							\$33.49
06/28/2019	Buy	Trade Details	NYSE (https://client.schwab.com/secure/cc/nn/gw/wsod?path=/retail/research/markets/chart/&symbol=\$SWGXX)	SCHWAB GOVT MONEY FUND	892.24		\$1.00				-\$692.24
06/27/2019	Cash Dividend		NYSE (https://client.schwab.com/secure/cc/nn/gw/wsod?path=/retail/research/markets/chart/&symbol=\$AIVIX)	CIBC ATLAS INCM OPPTY FD INST							\$892.24
06/21/2019	Buy	Trade Details	NYSE (https://client.schwab.com/secure/cc/nn/gw/wsod?path=/retail/research/markets/chart/&symbol=\$SWGXX)	SCHWAB GOVT MONEY FUND	870.89		\$1.00				-\$870.89
06/20/2019	Cash Dividend		NYSE (https://client.schwab.com/secure/cc/nn/gw/wsod?path=/retail/research/markets/chart/&symbol=\$PXSIX)	PAX SMALL CAP INST							\$870.89

Transactions Total \$752.78

*Transactions may include Bank Sweep deposit information. Bank Sweep deposits are held at the FDIC-insured depository institution(s) referred to on the Balances detail page. Your account statements and disclosed in your account documents. SIPC does not cover balances held in the Bank Sweep feature.

Accounts (https://client.schwab.com/secure/cc/accounts) Trade (https://client.schwab.com/secure/cc/trade) Research (https://client.schwab.com/secure/cc/research) Products (https://client.schwab.com/secure/cc/products) Specialty (https://client.schwab.com/secure/cc/guidance) Service (https://client.schwab.com/secure/cc/service) Summary (https://client.schwab.com/secure/cc/accounts/summary) Balances (https://client.schwab.com/secure/cc/accounts/balances) Positions (https://client.schwab.com/secure/cc/accounts/positions) History (https://client.schwab.com/secure/cc/accounts/historynew) Statements (https://client.schwab.com/secure/cc/accounts/statements/history) Transfers & Payments (https://client.schwab.com/secure/cc/accounts/transfers_and_payments_overview)

↑ Back to Top

Brokerage Products: Not FDIC Insured No Bank Guarantee May Lose Value

Today's Date: 05:24 PM ET, 04/20/2020

Charles Schwab & Co., Inc. and Charles Schwab Bank, SSB are separate but affiliated companies and subsidiaries of The Charles Schwab Corporation. Brokerage products are offered by Charles Schwab & Co., Inc. (Member SIPC (https://www.sipc.org)) ("Schwab"), Schwab Intelligent Portfolios® and Schwab Intelligent Portfolios Premium™ are made available through Charles Schwab & Co., Inc. ("Schwab"), a dually registered investment advisor and broker dealer. Portfolio management services are provided by Charles Schwab Investment Advisory, Inc. ("CSIA"). Schwab and CSIA are subsidiaries of The Charles Schwab Corporation. Deposit and lending products and services are offered by Charles Schwab Bank, SSB, Member FDIC and an Equal Housing Lender ("Schwab Bank").

Bank Sweep deposits are held at one or more FDIC-insured banks that are affiliated with Charles Schwab & Co., Inc. ("Affiliated Banks"). Funds deposited at Affiliated Banks are insured, in aggregate, up to \$250,000 per Affiliated Bank, per depositor, for each account ownership category, by the Federal Deposit Insurance Corporation (FDIC). Securities products and services (including unswept or intra-day cash, net credit or debit balances, and money market funds) offered by Charles Schwab & Co., Inc. (Member SIPC (https://www.sipc.org)) are not deposits or obligations of the Affiliated Banks, are subject to investment risk, are not FDIC insured, may lose value, and are not Affiliated Bank-guaranteed. Charles Schwab & Co., Inc. and the Affiliated Banks are separate entities and are all affiliates of The Charles Schwab Corporation.

© 2020 Charles Schwab & Co., Inc. All rights reserved. Member SIPC (https://www.sipc.org). Unauthorized access is prohibited. Usage will be monitored.

Agreements (https://client.schwab.com/secure/cc/nn/legal/compliance/agreements) Privacy (https://client.schwab.com/secure/cc/nn/security/privacy) SchwabSafe (https://client.schwab.com/secure/cc/nn/security/schwabsafe) USA Patriot Act (https://client.schwab.com/secure/cc/nn/legal/compliance/usa_patriot_act.html) SIPC® (https://client.schwab.com/secure/cc/nn/legal/compliance/sipc.html) FDIC Insurance (https://client.schwab.com/secure/cc/nn/legal/compliance/fdic_insurance.html) Site Map (https://client.schwab.com/secure/cc/nn/sitemap) Site Help (https://client.schwab.com/secure/cc/help/schwab_com/page_features/help) Support Session Bank Client Complaint (https://secure/cc/nn/legal/compliance/consumer-complaint-notice.html)

[Products](https://client.schwab.com/secure/cc/products) (https://client.schwab.com/secure/cc/products)
 [Specialty](https://client.schwab.com/secure/cc/guidance) (https://client.schwab.com/secure/cc/guidance)
 [Service](https://client.schwab.com/secure/cc/accounts/summary) (https://client.schwab.com/secure/cc/accounts/summary)
 [Balances](https://client.schwab.com/secure/cc/accounts/balances) (https://client.schwab.com/secure/cc/accounts/balances)
 [Positions](https://client.schwab.com/secure/cc/accounts/positions) (https://client.schwab.com/secure/cc/accounts/positions)
 [History](https://client.schwab.com/secure/cc/accounts/historynew) (https://client.schwab.com/secure/cc/accounts/historynew)
 [Statements](https://client.schwab.com/secure/cc/accounts/statements/history) (https://client.schwab.com/secure/cc/accounts/statements/history)
 [Transfers & Payments](https://client.schwab.com/secure/cc/accounts/transfers_and_payment) (https://client.schwab.com/secure/cc/accounts/transfers_and_payment)

Page last updated: 05:24 PM ET 04/20/2020 [Refresh](#) [Export](#) [Print](#)

Independent Investment Advisor*

CIBC PRIVATE WEALTH ADVRS. INC

PRIVATE WEALTH MANAGEMENT

Contact your advisor

*Not affiliated with Schwab

Transactions From 01/01/2019 To 12/31/2019

Date ▼	Action	Details	Symbol	Description*	Quantity	Price	Fees & Comm	Amount
06/18/2019 as of 06/17/2019	Cash Dividend		SWGXX	SCHWAB GOVT MONEY FUND	32.2			
08/03/2019	Buy	Trade Details	SWGXX	SCHWAB GOVT MONEY FUND	837.89	\$1.00		-\$837.89
05/31/2019	Cash Dividend		PRSMX	T ROWE PRICE SUMMIT MUNI INTERM INV				\$837.89
05/16/2019 as of 05/15/2019	Cash Dividend		SWGXX	SCHWAB GOVT MONEY FUND	33.3			
05/14/2019	Sell	Trade Details	SWGXX	SCHWAB GOVT MONEY FUND	3,260.53	\$1.00		\$3,260.53
05/13/2019	Advisor Fee			TO ADVISOR				-\$3,260.53
05/01/2019	Buy	Trade Details	SWGXX	SCHWAB GOVT MONEY FUND	758.71	\$1.00		-\$758.71
04/30/2019	Cash Dividend		PRSMX	T ROWE PRICE SUMMIT MUNI INTERM INV				\$758.71
04/16/2019 as of 04/15/2019	Cash Dividend		SWGXX	SCHWAB GOVT MONEY FUND	29.91			
04/01/2019	Buy	Trade Details	SWGXX	SCHWAB GOVT MONEY FUND	2,253.62	\$1.00		-\$2,253.62
03/29/2019	Cash Dividend		PRSMX	T ROWE PRICE SUMMIT MUNI INTERM FUND INV				\$779.82
03/29/2019	Cash Dividend		PRILX	PARNASSUS CORE EQTY FD INST				\$1,447.17
03/29/2019	Cash Dividend		EPSYX	MAINSTAY EPOCH GLOBAL EQTY YIELD I				\$26.63
03/29/2019	Buy	Trade Details	SWGXX	SCHWAB GOVT MONEY FUND	748.59	\$1.00		-\$748.59

Quote
 Show Indices Symbol Lookup
 DJIA (https://client.schwab.com/secure/cc/nn/gw/wsod?path=/retail/research/markets/chart/&symbol=\$DJI) 23,650.44 -592.05 (-2.44%)

Date	Transaction Type	Symbol	Description	Quantity	Price	Total
03/28/2019	Cash Dividend	NASDAQ	CIBC ATLAS INCOME FUND			\$748.59
03/28/2019	Cash Dividend	S&P 500	INST			2,823.18
03/28/2019	Cash Dividend	Russell 2000	SCHWAB GOVT MONEY FUND			1,213.38
03/01/2019	Buy	Trade Details	SWGXX	SCHWAB GOVT MONEY FUND	711.08	\$1.00
02/28/2019	Cash Dividend	PRSMX	T ROWE PRICE SUMMIT MUNI INTERM FUND INV			\$711.08
02/19/2019 as of 02/15/2019	Cash Dividend	SWGXX	SCHWAB GOVT MONEY FUND			33.61
02/12/2019	Sell	Trade Details	SWGXX	SCHWAB GOVT MONEY FUND	2,991.65	\$1.00
02/11/2019	Advisor Fee		TO ADVISOR			-\$2,991.65
02/01/2019	Buy	Trade Details	SWGXX	SCHWAB GOVT MONEY FUND	764.1	\$1.00
01/31/2019	Cash Dividend	PRSMX	T ROWE PRICE SUMMIT MUNI INTERM FUND INV			\$764.10
01/16/2019 as of 01/15/2019	Cash Dividend	SWGXX	SCHWAB GOVT MONEY FUND			14.32
01/02/2019	Buy	Trade Details	SWGXX	SCHWAB GOVT MONEY FUND	795.03	\$1.00

Transactions Total

-\$795.03

*Transactions may include Bank Sweep deposit information. Bank Sweep deposits are held at the FDIC-insured depository institution(s) referenced on the Balances detail page, your account statements and disclosed in your account documents. SIPC does not cover balances held in the Bank Sweep feature.

(0007-7604)

Accounts (https://client.schwab.com/secure/cc/accounts) Trade (https://client.schwab.com/secure/cc/trade) Research (https://client.schwab.com/secure/cc/research) Products (https://client.schwab.com/secure/cc/products) Specialty (https://client.schwab.com/secure/cc/guidance) Service (https://client.schwab.com/secure/cc/service) Summary (https://client.schwab.com/secure/cc/accounts/summary) Balances (https://client.schwab.com/secure/cc/accounts/balances) Positions (https://client.schwab.com/secure/cc/accounts/positions) History (https://client.schwab.com/secure/cc/accounts/history/new) Statements (https://client.schwab.com/secure/cc/accounts/statements/history) Transfers & Payments (https://client.schwab.com/secure/cc/accounts/transfers_and_payments_overview)

Back to Top

Brokerage Products: Not FDIC insured No Bank Guarantee May Lose Value

Charles Schwab & Co., Inc., and Charles Schwab Bank, SSB are separate but affiliated companies and subsidiaries of The Charles Schwab Corporation. Brokerage products are offered by Charles Schwab & Co., Inc. (Member SIPC (https://www.sipc.org)) ("Schwab"). Schwab Intelligent Portfolios® and Schwab Intelligent Portfolios Premium™ are made available through Charles Schwab & Co., Inc. ("Schwab"), a dually registered investment advisor and broker dealer. Portfolio management services are provided by Charles Schwab Investment Advisory, Inc. ("CSIA"). Schwab and CSIA are subsidiaries of The Charles Schwab Corporation. Deposit and lending products and services are offered by Charles Schwab Bank, SSB. Member FDIC and an Equal Housing Lender ("Schwab Bank").

Bank Sweep deposits are held at one or more FDIC-insured banks that are affiliated with Charles Schwab & Co., Inc. ("Affiliated Banks"). Funds deposited at Affiliated Banks are insured, in aggregate, up to \$250,000 per Affiliated Bank, per depositor, for each account ownership category, by the Federal Deposit Insurance Corporation (FDIC). Securities products and services (including unswep) or intra-day cash, net credit or debit balances, and money market funds) offered by Charles Schwab & Co., Inc. (Member SIPC (https://www.sipc.org)) are not deposits or obligations of the Affiliated Banks, are subject to investment risk, are not FDIC insured, may lose value, and are not Affiliated Bank-guaranteed. Charles Schwab & Co., Inc. and the Affiliated Banks are separate entities and are all affiliates of The Charles Schwab Corporation.

© 2020 Charles Schwab & Co., Inc. All rights reserved. Member SIPC (https://www.sipc.org). Unauthorized access is prohibited. Usage will be monitored.

Agreements (https://client.schwab.com/secure/cc/legal/compliance/agreements) Privacy (https://client.schwab.com/secure/cc/legal/privacy) SchwabSafe (https://client.schwab.com/secure/cc/legal/security/schwabsafe) USA Patriot Act (https://client.schwab.com/secure/cc/legal/compliance/usa_patriot_act.html) SIPC® (https://client.schwab.com/secure/cc/legal/compliance/sipc.html) FDIC Insurance (https://client.schwab.com/secure/cc/legal/compliance/fdic_insurance.html) Site Map (https://client.schwab.com/secure/cc/legal/temap) Site Help (https://client.schwab.com/secure/cc/help/schwab_com/page_features/help) Support Session Bank Client Complaint (https://secure/cc/legal/compliance/consumer-complaint-notice.html)

Attachment H: Fauci 2019 278e Report, Section 7

[Products](https://client.schwab.com/secure/cc/products) (https://client.schwab.com/secure/cc/products)
 [Specialty](https://client.schwab.com/secure/cc/guidance) (https://client.schwab.com/secure/cc/guidance)
 [Service](https://client.schwab.com/secure/cc/summary) (https://client.schwab.com/secure/cc/summary)
 [Summary](https://client.schwab.com/secure/cc/accounts/summary) (https://client.schwab.com/secure/cc/accounts/summary)
 [Balances](https://client.schwab.com/secure/cc/accounts/balances) (https://client.schwab.com/secure/cc/accounts/balances)
 [Positions](https://client.schwab.com/secure/cc/accounts/positions) (https://client.schwab.com/secure/cc/accounts/positions)
 [History](https://client.schwab.com/secure/cc/accounts/historynew) (https://client.schwab.com/secure/cc/accounts/historynew)
 [Statements](https://client.schwab.com/secure/cc/accounts/statements/history) (https://client.schwab.com/secure/cc/accounts/statements/history)
 [Transfers & Payments](https://client.schwab.com/secure/cc/accounts/transfers_and_payment) (https://client.schwab.com/secure/cc/accounts/transfers_and_payment)

Page last updated: 05:15 PM ET, 04/20/2020 [Refresh](#) [Export](#) [Print](#)



*Anthony J. Fauci
Defined Benefit Plan
Transactions 2019*

Transactions From 01/01/2019 To 12/31/2019

Date ▼	Action	Details	Symbol	Description*	Quantity	Price	Fees & Comm	Amount
12/31/2019	Cash Dividend		PIGIX	PIMCO INVESTMENT GRADE CREDIT BD INST				\$1,557.18
12/30/2019	Cash Dividend		AMIX	CIBC ATLAS INCM OPPTY FD INST				\$1,616.95
12/30/2019	Cash Dividend		HHDFX	HAMLIN HIGH DIV EQTY INSTL				\$1,814.99
12/30/2019	Reinvest Dividend		AWEIX	CIBC ATLAS DISCIPLINED EQTY FD INST				\$5,234.46
12/30/2019	Reinvest Shares		AWEIX	CIBC ATLAS DISCIPLINED EQTY FD INST	231	\$22.66		-\$5,234.46
12/20/2019	Reinvest Shares		HIEMX	VIRTUS VONTOBEL EMRG MKTS OPPTY FD I	30.575	\$11.57		-\$353.75
12/20/2019	Reinvest Shares		HIEMX	VIRTUS VONTOBEL EMRG MKTS OPPTY FD I	250.945	\$11.57		-\$2,903.43
12/20/2019	Reinvest Shares		HIEMX	VIRTUS VONTOBEL EMRG MKTS OPPTY FD I	21.373	\$11.57		-\$247.29
12/20/2019	Long Term Cap Gain Reinvest		HIEMX	VIRTUS VONTOBEL EMRG MKTS OPPTY FD I				\$353.75
12/20/2019	Reinvest Dividend		HIEMX	VIRTUS VONTOBEL EMRG MKTS OPPTY FD I				\$2,903.43
12/20/2019	Short Term Cap Gain Reinvest		HIEMX	VIRTUS VONTOBEL EMRG MKTS OPPTY FD I				\$247.29
12/19/2019	Long Term Cap Gain Reinvest		AWEIX	CIBC ATLAS DISCIPLINED EQTY FD INST				\$8,037.19
12/19/2019	Reinvest Dividend		FLMVX	JPMORGAN MID CAP VALUE L				\$2,574.68
12/19/2019	Long Term Cap Gain Reinvest		EGFIX	EDGEWOOD GROWTH INSTL				\$402.67

Quote [Show Indices Symbol Lookup](#) [DJIA](https://client.schwab.com/secure/cc/nn/gw/wsod?path=/retail/research/markets/chart/&symbol=$DJIA) (https://client.schwab.com/secure/cc/nn/gw/wsod?path=/retail/research/markets/chart/&symbol=\$DJIA) 23,650.44 -592.05 (-2.44%)

Date	Description	Symbol	Amount	Value	Balance
12/19/2019	Reinvest Shares	NASDAQ (https://client.schwab.com/secure/cc/nn/gw/wsod?path=/retail/research/markets/chart/&symbol=\$DIX)	8,560.73	-89.41 (-1.03%)	
		FLMVX			
		JPMORGAN MID CAP VALUE	85.347		\$39.40
		S&P 500 (https://client.schwab.com/secure/cc/nn/gw/wsod?path=/retail/research/markets/chart/&symbol=\$SPX)	2,823.16	-51.40 (-1.79%)	
		Russell 2000 (https://client.schwab.com/secure/cc/nn/gw/wsod?path=/retail/research/markets/chart/&symbol=\$RUT)	217	Time (ET) 5:15:28 PM	\$22.69 Refresh
12/19/2019	Reinvest Shares	EGFIX			
		EDGEWOOD GROWTH INSTL	10.508		\$36.32
12/18/2019	Long Term Cap Gain Reinvest	IVQX			\$789.81
		IVA INTL FD CL I			
12/18/2019	Reinvest Dividend	IVQX			\$1,031.57
		IVA INTL FD CL I			
12/18/2019	Short Term Cap Gain Reinvest	IVQX			\$179.38
		IVA INTL FD CL I			
12/18/2019	Reinvest Shares	IVQX	49.956		\$15.81
		IVA INTL FD CL I			
12/18/2019	Reinvest Shares	IVQX	85.248		\$15.81
		IVA INTL FD CL I			
12/18/2019	Reinvest Shares	IVQX	11.348		\$15.81
		IVA INTL FD CL I			
12/17/2019	Cash Dividend	MIPTX			\$1,072.99
		MATTHEWS PACIFIC TIGER FD INSTL			
12/17/2019	Long Term Cap Gain Reinvest	MIPTX			\$4,632.85
		MATTHEWS PACIFIC TIGER FD INSTL			
12/17/2019	Reinvest Shares	MIPTX	162.842		\$28.46
		MATTHEWS PACIFIC TIGER FD INSTL			
12/16/2019 as of 12/15/2019	Bank Interest				\$5.00
		BANK INT SCHWAB BANK			
12/12/2019	Cash Dividend	TBGVX			\$776.18
		TWEEDY BROWNE GLOBAL VALUE FUND			
12/12/2019	Long Term Cap Gain Reinvest	FLMVX			\$7,427.04
		JPMORGAN MID CAP VALUE L			
12/12/2019	Short Term Cap Gain Reinvest	TBGVX			\$43.51
		TWEEDY BROWNE GLOBAL VALUE FUND			
12/12/2019	Long Term Cap Gain Reinvest	TBGVX			\$93.98
		TWEEDY BROWNE GLOBAL VALUE FUND			
12/12/2019	Reinvest Shares	FLMVX	187.599		\$39.59
		JPMORGAN MID CAP VALUE L			
12/12/2019	Reinvest Shares	TBGVX	3.393		\$27.70
		TWEEDY BROWNE GLOBAL VALUE FUND			
12/12/2019	Reinvest Shares	TBGVX	1.571		\$27.70
		TWEEDY BROWNE GLOBAL VALUE FUND			
12/10/2019	Long Term Cap Gain Reinvest	EPSYX			\$1,229.94
		MAINSTAY EPOCH GLOBAL EQTY YIELD I			
12/10/2019	Reinvest Dividend	EPSYX			\$307.83
		MAINSTAY EPOCH GLOBAL EQTY YIELD I			
12/10/2019	Reinvest Shares	EPSYX	66.233		\$18.57
		MAINSTAY EPOCH GLOBAL EQTY YIELD I			
12/10/2019	Reinvest Shares	EPSYX	16.577		\$18.57
		MAINSTAY EPOCH GLOBAL EQTY YIELD I			
11/29/2019	Cash Dividend	PIGIX			\$1,834.66
		PIMCO INVESTMENT GRADE CREDIT BD INST			
11/18/2019 as of 11/15/2019	Bank Interest				\$19.73
		BANK INT SCHWAB BANK			
11/12/2019	Advisor Fee				TO ADVISOR
11/07/2019	Journal				JOURNAL TC

[removed account number]

Date	Transaction	Symbol	Description	Amount	Balance
11/06/2019	Sell	NASDAQ	CIBC ATLAS DISCIPLINED	\$22.02	\$15.00
			EQTY FD INST		\$99,985.00
			S&P 500		2,823.16 -51.40 (-1.79%)
			Russell 2000		1,213.35 -15.75 (-1.28%)
10/31/2019	Cash Dividend	PIGIX	PIMCO INVESTMENT GRADE CREDIT BD INST		\$1,834.93
10/16/2019 as of 10/15/2019	Bank Interest		BANK INT I SCHWAB BANK		\$26.18
09/30/2019	Cash Dividend	PIGIX	PIMCO INVESTMENT GRADE CREDIT BD INST		\$1,696.65
09/30/2019	Reinvest Dividend	EPSYX	MAINSTAY EPOCH GLOBAL EQTY YIELD I		\$398.56
09/30/2019	Reinvest Shares	EPSYX	MAINSTAY EPOCH GLOBAL EQTY YIELD I	21,708	\$18.36
09/27/2019	Cash Dividend	AWIIX	CIBC ATLAS INCM OPPTY FD INST		\$1,098.76
Transactions Total					-\$36,907.55

*Transactions may include Bank Sweep deposit information. Bank Sweep deposits are held at the FDIC-insured depository institution(s) referenced on the Balances detail page, your account statements and disclosed in your account document. SIPC does not cover balances held in the Bank Sweep feature.

Accounts (<https://client.schwab.com/secure/cc/accounts>) Trade (<https://client.schwab.com/secure/cc/trade>) Research (<https://client.schwab.com/secure/cc/research>) Products (<https://client.schwab.com/secure/cc/products>) Specialty (<https://client.schwab.com/secure/cc/guidance>) Service (<https://client.schwab.com/secure/cc/service>) Summary (<https://client.schwab.com/secure/cc/accounts/summary>) Balances (<https://client.schwab.com/secure/cc/accounts/balances>) Positions (<https://client.schwab.com/secure/cc/accounts/positions>) History (<https://client.schwab.com/secure/cc/accounts/historynew>) Statements (<https://client.schwab.com/secure/cc/accounts/statements/history>) Transfers & Payments (https://client.schwab.com/secure/cc/accounts/transfers_and_payments_overview)

↑ Back to Top

Brokerage Products: Not FDIC Insured No Bank Guarantee May Lose Value

Today's Date 05:15 PM ET 04/20/2020

Charles Schwab & Co., Inc. and Charles Schwab Bank, SSB are separate but affiliated companies and subsidiaries of The Charles Schwab Corporation. Brokerage products are offered by Charles Schwab & Co., Inc. (Member SIPC (<https://www.sipc.org>)) ("Schwab"), Schwab Intelligent Portfolios™ and Schwab Intelligent Portfolios Premium™ are made available through Charles Schwab & Co., Inc. ("Schwab"), a dually registered investment advisor and broker dealer. Portfolio management services are provided by Charles Schwab Investment Advisory, Inc. ("CSIA"). Schwab and CSIA are subsidiaries of The Charles Schwab Corporation. Deposit and lending products and services are offered by Charles Schwab Bank, SSB, Member FDIC and an Equal Housing Lender ("Schwab Bank").

Bank Sweep deposits are held at one or more FDIC-insured banks that are affiliated with Charles Schwab & Co., Inc. ("Affiliated Banks"). Funds deposited at Affiliated Banks are insured, in aggregate, up to \$250,000 per Affiliated Bank, per depositor, for each account ownership category, by the Federal Deposit Insurance Corporation (FDIC). Securities products and services (including unswept or intra-day cash, net credit or debit balances, and money market funds) offered by Charles Schwab & Co., Inc. (Member SIPC (<https://www.sipc.org>)) are not deposits or obligations of the Affiliated Banks, are subject to investment risk, are not FDIC insured, may lose value, and are not Affiliated Bank-guaranteed. Charles Schwab & Co., Inc. and the Affiliated Banks are separate entities and are all affiliates of The Charles Schwab Corporation.

© 2020 Charles Schwab & Co., Inc. All rights reserved. Member SIPC (<https://www.sipc.org>). Unauthorized access is prohibited. Usage will be monitored.

Agreements (https://client.schwab.com/secure/cc/legal_compliance/agreements) Privacy (https://client.schwab.com/secure/cc/legal_compliance/privacy) SchwabSafe (https://client.schwab.com/secure/cc/legal_compliance/schwabsafe) USA Patriot Act (https://client.schwab.com/secure/cc/legal_compliance/usa_patriot_act.html) SIPC® (https://client.schwab.com/secure/cc/legal_compliance/sipc.html) FDIC Insurance (https://client.schwab.com/secure/cc/legal_compliance/fdic_insurance.html) Site Map (https://client.schwab.com/secure/cc/legal_compliance/sitemap) S.I.a Help (https://client.schwab.com/secure/cc/help/schwab_com/page_features/help) Support Session Bank Client Complaint (https://client.schwab.com/secure/cc/legal_compliance/consumer-complaint-notice.html)

(<https://client.schwab.com/secure/cc/accounts>)

Messages

Contact Us

Help

Search

Accounts (<https://client.schwab.com/secure/cc/accounts>)

Trade (<https://client.schwab.com/secure/cc/trade>)

Research (<https://client.schwab.com/secure/>)

Products (<https://client.schwab.com/secure/cc/products>)

Specialty (<https://client.schwab.com/secure/cc/guidance>)

Service (<https://client.schwab.com/secure/>)

Summary (<https://client.schwab.com/secure/cc/accounts/summary>)

Balances (<https://client.schwab.com/secure/cc/accounts/balances>)

Positions (<https://client.schwab.com/secure/cc/accounts/positions>)

History (<https://client.schwab.com/secure/cc/accounts/historynew>)

Statements (<https://client.schwab.com/secure/cc/accounts/statements/history>)

Transfers & Payments (https://client.schwab.com/secure/cc/accounts/transfers_and_payment)

Page last updated: 05:15 PM ET, 04/20/2020 [Refresh](#) [Export](#) [Print](#)

Independent Investment Advisor*

CIBC PRIVATE WEALTH ADVRS, INC

PRIVATE WEALTH
MANAGEMENT

Contact your advisor

*Not affiliated with Schwab

Transactions From 01/01/2019 To 12/31/2019

Date ▼	Action	Details	Symbol	Description*	Quantity	Price	Fees & Comm	Amount
09/19/2019	Bank Interest			BANK INT SCHWAB BANK				\$3.24
09/18/2019 as of 09/15/2019	Bank Interest			BANK INT SCHWAB BANK				\$32.87
08/30/2019	Cash Dividend		PIGIX	PIMCO INVESTMENT GRADE CREDIT BD INST				\$1,958.73
08/16/2019 as of 08/15/2019	Bank Interest			BANK INT 071619-081519 SCHWAB BANK				\$34.54
08/12/2019	Advisor Fee			TO ADVISOR				-\$3,005.35
07/31/2019	Cash Dividend		PIGIX	PIMCO INVESTMENT GRADE CREDIT BD INST				\$1,837.94
07/16/2019 as of 07/15/2019	Bank Interest			BANK INT 061619-071519 SCHWAB BANK				\$33.21
06/28/2019	Cash Dividend		PIGIX	PIMCO INVESTMENT GRADE CREDIT BD INST				\$1,759.69
06/28/2019	Cash Dividend		HHDFX	HAMLIN HIGH DIV EQTY INSTL				\$2,040.13
06/28/2019	Reinvest Dividend		EPSYX	MAINSTAY EPOCH GLOBAL EQTY YIELD 1				\$854.72
06/28/2019	Reinvest Shares		EPSYX	MAINSTAY EPOCH GLOBAL EQTY YIELD 1	47.04	\$18.17		-\$854.72
06/27/2019	Cash Dividend		AWIIX	CIBC ATLAS INCM OPPTY FD INST				\$1,445.98
06/17/2019 as of 06/15/2019	Bank Interest			BANK INT SCHWAB BANK				\$33.44
05/31/2019	Cash Dividend		PIGIX	PIMCO INVESTMENT GRADE CREDIT BD INST				\$1,998.82

(removed account number)

Quote

Show Indices
Symbol Lookup

DJIA ([https://client.schwab.com/secure/cc/nn/gw/wsd?path=/retail/research/markets/chart/&symbol=\\$DJI](https://client.schwab.com/secure/cc/nn/gw/wsd?path=/retail/research/markets/chart/&symbol=$DJI))
23,850.44 -592.05 (-2.44%)

05/16/2019 as of 05/15/2019	Bank Interest		NASDAQ (https://client.schwab.com/secure/cc/inn/gw/wsod?path=/retail/research/markets/chart/&symbol=\$IXIC)						\$45.68
S&P 500 (https://client.schwab.com/secure/cc/inn/gw/wsod?path=/retail/research/markets/chart/&symbol=\$SPX)			SCHWAB BANK						
2,823.16 -51.40 (-1.79%)									
Russell 2000 (https://client.schwab.com/secure/cc/inn/gw/wsod?path=/retail/research/markets/chart/&symbol=\$RUT)			TO ADVISOR						
1,213.35 -15.75 (-1.28%)									
04/30/2019	Cash Dividend		PIGIX	PIMCO INVESTMENT GRADE CREDIT BD INST					\$1,852.18
04/24/2019	Sell	Trade Details	HHDFX	HAMLIN HIGH DIV EQTY INSTL	8,928,571	\$22.40	\$15.00		\$199,985.00
04/24/2019	Sell	Trade Details	IVQX	IVA INTL FD CL I	2,824,859	\$15.93	\$15.00		\$44,985.00
04/24/2019	Buy	Trade Details	AWIX	CIBC ATLAS INCM OPPTY FD INST	8,340,284	\$11.99	\$15.00		-\$100,015.00
04/24/2019	Sell	Trade Details	TBGVX	TWEEDY BROWNE GLOBAL VALUE FUND	1,260,353	\$27.77	\$15.00		\$34,985.00
04/24/2019	Buy	Trade Details	EGFIX	EDGEWOOD GROWTH INSTL	1,445,923	\$34.58	\$15.00		-\$50,015.00
04/24/2019	Buy	Trade Details	HIEMX	VIRTUS VONTOBEL EMRG MKTS OPPTY FD I	8,826,125	\$11.33	\$15.00		-\$100,015.00
04/24/2019	Buy	Trade Details	MIPTX	MATTHEWS PACIFIC TIGER FD INSTL	3,456,619	\$28.93	\$15.00		-\$100,015.00
04/16/2019 as of 04/15/2019	Bank Interest			BANK INT SCHWAB BANK					\$15.73
04/15/2019	Journal			JOURNAL FRM					\$100,000.00
03/29/2019	Re-invest Dividend		EPSYX	MAINSTAY EPOCH GLOBAL EQTY YIELD I					\$672.56
03/29/2019	Cash Dividend		PIGIX	PIMCO INVESTMENT GRADE CREDIT BD INST					\$1,894.44
03/29/2019	Reinvest Shares		EPSYX	MAINSTAY EPOCH GLOBAL EQTY YIELD I	37,056	\$18.15			-\$672.56
03/28/2019	Cash Dividend		AWIX	CIBC ATLAS INCM OPPTY FD INST					\$656.67
03/18/2019 as of 03/15/2019	Bank Interest			BANK INT SCHWAB BANK					\$13.06
02/26/2019	Cash Dividend		PIGIX	PIMCO INVESTMENT GRADE CREDIT BD INST					\$1,771.06
02/19/2019 as of 02/15/2019	Bank Interest			BANK INT SCHWAB BANK					\$14.84
02/11/2019	Advisor Fee			TO ADVISOR					-\$2,862.53
01/31/2019	Cash Dividend		PIGIX	PIMCO INVESTMENT GRADE CREDIT BD INST					\$1,723.60
01/16/2019 as of 01/15/2019	Bank Interest			BANK INT SCHWAB BANK					\$11.53

[removed account number]

[removed account number]

Transactions Total

\$40,130.41

*Transactions may include Bank Sweep deposit information. Bank Sweep deposits are held at the FDIC-insured depository institution(s) referenced on the Balances detail page. Your account statements and disclosed in your account documents. SIPC does not cover balances held in the Bank Sweep feature.

Accounts (https://client.schwab.com/secure/cc/accounts) Trade (https://client.schwab.com/secure/cc/trade) Research (https://client.schwab.com/secure/cc/research) Products (https://client.schwab.com/secure/cc/products) Specialty (https://client.schwab.com/secure/cc/guidance) Service (https://client.schwab.com/secure/cc/services) Summary (https://client.schwab.com/secure/cc/accounts/summary) Balances (https://client.schwab.com/secure/cc/accounts/balances) Positions (https://client.schwab.com/secure/cc/accounts/positions) History (https://client.schwab.com/secure/cc/accounts/historynew) Statements (https://client.schwab.com/secure/cc/accounts/statements/history) Transfers & Payments (https://client.schwab.com/secure/cc/accounts/transfers_and_payments_overview)

↑ Back to Top

Brokerage Products: Not FDIC Insured No Bank Guarantee May Lose Value

Today's Date: 05/16/2020

Charles Schwab & Co., Inc. and Charles Schwab Bank, SSB are separate but affiliated companies and subsidiaries of The Charles Schwab Corporation. Brokerage products are offered by Charles Schwab & Co., Inc. (Member SIPC (https://www.sipc.org)) ("Schwab"). Schwab Intelligent Portfolios® and Schwab Intelligent Portfolios Premium™ are made available through Charles Schwab & Co., Inc. ("Schwab"), a dually registered investment advisor and broker-dealer. Portfolio management services are provided by Charles Schwab Investment Advisory, Inc. ("CSIA"). Schwab and CSIA are subsidiaries of The Charles Schwab Corporation. Deposits and lending products and services are offered by Charles Schwab Bank, SSB (Member FDIC and an Equal Housing Lender ("Schwab Bank")) Show Indices

DJIA (https://client.schwab.com/secure/cc/inn/gw/wsod?path=/retail/research/markets/chart/&symbol=\$DJI) 23,650.44 -592.05 (-2.44%) Symbol Lookup

Attachment I: Fauci 2019 278e Report, Section 7

03/03/20

- Products (<https://client.schwab.com/secure/cc/products>)
- Specialty (<https://client.schwab.com/secure/cc/guidance>)
- Service (<https://client.schwab.com/secure/cc>)
- Summary (<https://client.schwab.com/secure/cc/accounts/summary>)
- Balances (<https://client.schwab.com/secure/cc/accounts/balances>)
- Positions (<https://client.schwab.com/secure/cc/accounts/positions>)
- History (<https://client.schwab.com/secure/cc/accounts/historynew>)
- Statements (<https://client.schwab.com/secure/cc/accounts/statementshistory>)
- Transfers & Payments (https://client.schwab.com/secure/cc/accounts/transfers_and_payments)

Page last updated: 05:27 PM ET, 04/20/2020 [Refresh](#) [Export](#) [Print](#)

*Anthony S. Fauci
IRA Contributory
Transactions 2019*

Independent Investment Advisor*
CIBC PRIVATE WEALTH ADVRS, INC



Contact your advisor

*Not affiliated with Schwab

Transactions From 01/01/2019 To 12/31/2019

Date ▼	Action	Details	Symbol	Description*	Quantity	Price	Fees & Comm	Amount
12/30/2019	Cash Dividend		AWIX	CIBC ATLAS INCM OPPTY FD INST				\$364.67
12/30/2019	Reinvest Dividend		AWEIX	CIBC ATLAS DISCIPLINED EQTY FD INST				\$1,462.70
12/30/2019	Reinvest Shares		AWEIX	CIBC ATLAS DISCIPLINED EQTY FD INST	64.55	\$22.66		-\$1,462.70
12/20/2019	Cash Dividend		HIEMX	VIRTUS VONTOBEL EMRG MKTS OPPTY FD I				\$365.93
12/20/2019	Reinvest Shares		HIEMX	VIRTUS VONTOBEL EMRG MKTS OPPTY FD I	4.064	\$11.57		-\$47.02
12/20/2019	Reinvest Shares		HIEMX	VIRTUS VONTOBEL EMRG MKTS OPPTY FD I	2.841	\$11.57		-\$32.87
12/20/2019	Long Term Cap Gain Reinvest		HIEMX	VIRTUS VONTOBEL EMRG MKTS OPPTY FD I				\$47.02
12/20/2019	Short Term Cap Gain Reinvest		HIEMX	VIRTUS VONTOBEL EMRG MKTS OPPTY FD I				\$32.87
12/19/2019	Long Term Cap Gain		EGFIX	EDGEWOOD GROWTH INSTL				\$93.15
12/19/2019	Cash Dividend		FLMVX	JPMORGAN MID CAP VALUE L				\$1,080.04
12/19/2019	Long Term Cap Gain Reinvest		AWEIX	CIBC ATLAS DISCIPLINED EQTY FD INST				\$2,245.88
12/19/2019	Reinvest Shares		AWEIX	CIBC ATLAS DISCIPLINED EQTY FD INST	98.981	\$22.69		-\$2,245.88
12/17/2019	Cash Dividend		MIPTX	MATTHEWS PACIFIC TIGER FD INSTL				\$519.85
12/17/2019	Long Term Cap Gain Reinvest		MIPTX	MATTHEWS PACIFIC TIGER FD INSTL				\$2,244.56

<input type="text"/>	Quote	Show Indices Symbol Lookup	DJIA (https://client.schwab.com/secure/cc/nn/gw/wsod?path=/retail/research/markets/chart/&symbol=\$DJI) 23,650.44 -592.05 (-2.44%)
----------------------	-------	----------------------------	--

Date	Description	Symbol	Fund Name	Quantity	Price	Commission	Net Amount	
12/17/2019	Reinvest Shares	NASDAQ (https://client.schwab.com/secure/cc/inn/gw/wsod?path=/retail/research/markets/chart/&symbol=\$IXIC)	FD INSTL				-\$2,244.56	
12/17/2019	Reinvest Shares	S&P 500 (https://client.schwab.com/secure/cc/inn/gw/wsod?path=/retail/research/markets/chart/&symbol=\$SPX)	FD INSTL				-\$2,244.56	
12/17/2019	Reinvest Shares	Russ 2000 (https://client.schwab.com/secure/cc/inn/gw/wsod?path=/retail/research/markets/chart/&symbol=\$RUS2000)	FD INSTL				-\$2,244.56	
12/12/2019	Cash Dividend	TBGVX	TWEEDY BROWNE GLOBAL VALUE FUND				\$736.85	
12/12/2019	Cash Dividend	MIEIX	MFS INSTL INTL EQUITY				\$373.76	
12/12/2019	Long Term Cap Gain Reinvest	FLMVX	JPMORGAN MID CAP VALUE L				\$3,115.54	
12/12/2019	Long Term Cap Gain Reinvest	MIEIX	MFS INSTL INTL EQUITY				\$140.73	
12/12/2019	Short Term Cap Gain Reinvest	TBGVX	TWEEDY BROWNE GLOBAL VALUE FUND				\$41.25	
12/12/2019	Long Term Cap Gain Reinvest	TBGVX	TWEEDY BROWNE GLOBAL VALUE FUND				\$89.09	
12/12/2019	Reinvest Shares	FLMVX	JPMORGAN MID CAP VALUE L	78.695	\$39.59		-\$3,115.54	
12/12/2019	Reinvest Shares	MIEIX	MFS INSTL INTL EQUITY	5.168	\$27.23		-\$140.73	
12/12/2019	Reinvest Shares	TBGVX	TWEEDY BROWNE GLOBAL VALUE FUND	3.216	\$27.70		-\$89.09	
12/12/2019	Reinvest Shares	TBGVX	TWEEDY BROWNE GLOBAL VALUE FUND	1.489	\$27.70		-\$41.25	
12/10/2019	Long Term Cap Gain Reinvest	EPSYX	MAINSTAY EPOCH GLOBAL EQTY YIELD I				\$475.01	
12/10/2019	Reinvest Dividend	EPSYX	MAINSTAY EPOCH GLOBAL EQTY YIELD I				\$118.88	
12/10/2019	Reinvest Shares	EPSYX	MAINSTAY EPOCH GLOBAL EQTY YIELD I	25.579	\$18.57		-\$475.01	
12/10/2019	Reinvest Shares	EPSYX	MAINSTAY EPOCH GLOBAL EQTY YIELD I	6.402	\$18.57		-\$118.88	
11/18/2019 as of 11/15/2019	Bank Interest		BANK INT 1 SCHWAB BANK				\$0.40	
10/16/2019	Tax Withholding		DC STATE TAX W/H IRA7				-\$2,296.49	
10/16/2019	Tax Withholding		FED INC TAX WHLD IRA7				-\$2,551.65	
10/16/2019	Journal		J7NORMAL				-\$20,668.39	
10/16/2019 as of 10/15/2019	Bank Interest		BANK INT SCHWAB BANK				\$1.21	
10/10/2019	Sell	Trade Details	AWEIX	CIBC ATLAS DISCIPLINED EQTY FD INST	947.68	\$21.12	\$15.00	\$20,000.00
09/30/2019	Reinvest Dividend	EPSYX	MAINSTAY EPOCH GLOBAL EQTY YIELD I				\$153.03	
09/30/2019	Reinvest Shares	EPSYX	MAINSTAY EPOCH GLOBAL EQTY YIELD I	8.384	\$18.36		-\$153.03	
09/27/2019	Cash Dividend	AWIIX	CIBC ATLAS INCM OPPTY FD INST				\$260.92	
09/16/2019 as of 09/15/2019	Bank Interest		BANK INT SCHWAB BANK				\$1.46	
08/16/2019 as of 08/15/2019	Bank Interest		BANK INT SCHWAB BANK				\$1.81	
07/16/2019 as of 07/15/2019	Bank Interest		BANK INT SCHWAB BANK				\$2.16	

(removed account number)

(removed account number)

(removed account number)

06/28/2019	Reinvest Dividend	NASDAQ (https://client.schwab.com/secure/cc/nn/gw/wood?path=/retail/research/markets/chart/&symbol=\$DIX)	MAINSTAY EPOCH GLOBAL EQUITY YIELD I			\$130.10
		8,560.73 -89.41 (-1.03%)				
		S&P 500 (https://client.schwab.com/secure/cc/nn/gw/wood?path=/retail/research/markets/chart/&symbol=\$SPX)				
		2,823.16 -51.40 (-1.79%)				
06/26/2019	Reinvest Dividend	Russell 2000 (https://client.schwab.com/secure/cc/nn/gw/wood?path=/retail/research/markets/chart/&symbol=\$RU2000)	MAINSTAY EPOCH GLOBAL EQUITY YIELD I		Time (ET) 5:27:47 PM Refresh	\$18.17
		1,213.35 -15.75 (-1.28%)				
06/27/2019	Cash Dividend	AWIX	CIBC ATLAS INCM OPPTY FD INST			\$343.99
06/17/2019 as of 06/15/2019	Bank Interest		BANK INT (SCHWAB BANK			\$2.47
05/16/2019 as of 05/15/2019	Bank Interest		BANK INT (SCHWAB BANK		<i>removed account number</i>	\$2.49
04/16/2019 as of 04/15/2019	Bank Interest		BANK INT (SCHWAB BANK			\$2.54
03/29/2019	Reinvest Dividend	EPSYX	MAINSTAY EPOCH GLOBAL EQUITY YIELD I			\$258.75
03/29/2019	Reinvest Shares	EPSYX	MAINSTAY EPOCH GLOBAL EQUITY YIELD I	14.311	\$18.15	-\$259.75
Transactions Total						-\$1,323.61

*Transactions may include Bank Sweep deposit information. Bank Sweep deposits are held at the FDIC-insured depository institution(s) referenced on the Balances detail page your account statements and disclosed in your account documents. SIPC does not cover balances held in the Bank Sweep feature.

Accounts (https://client.schwab.com/secure/cc/accounts) Trade (https://client.schwab.com/secure/cc/trade) Research (https://client.schwab.com/secure/cc/research) Products (https://client.schwab.com/secure/cc/products) Specialty (https://client.schwab.com/secure/cc/guidance) Service (https://client.schwab.com/secure/cc/service) Summary (https://client.schwab.com/secure/cc/accounts/summary) Balances (https://client.schwab.com/secure/cc/accounts/balances) Positions (https://client.schwab.com/secure/cc/accounts/positions) History (https://client.schwab.com/secure/cc/accounts/history/new) Statements (https://client.schwab.com/secure/cc/accounts/statements/history) Transfers & Payments (https://client.schwab.com/secure/cc/accounts/transfers_and_payments/overview)

↑ Back to Top

Brokerage Products: Not FDIC Insured No Bank Guarantee May Lose Value

Charles Schwab & Co., Inc. and Charles Schwab Bank, SSB are separate but affiliated companies and subsidiaries of The Charles Schwab Corporation. Brokerage products are offered by Charles Schwab & Co., Inc. (Member SIPC (https://www.sipc.org)) ("Schwab"). Schwab Intelligent Portfolios[®] and Schwab Intelligent Portfolios Premium[™] are made available through Charles Schwab & Co., Inc. ("Schwab"), a dually registered investment advisor and broker dealer. Portfolio management services are provided by Charles Schwab Investment Advisory, Inc. ("CSIA"). Schwab and CSIA are subsidiaries of The Charles Schwab Corporation. Deposit and lending products and services are offered by Charles Schwab Bank, SSB, Member FDIC and an Equal Housing Lender ("Schwab Bank").

Bank Sweep deposits are held at one or more FDIC-insured banks that are affiliated with Charles Schwab & Co., Inc. ("Affiliated Banks"). Funds deposited at Affiliated Banks are insured, up to \$250,000 per Affiliated Bank, per depositor, for each account ownership category, by the Federal Deposit Insurance Corporation (FDIC). Securities products and services (including unswept or intra-day cash, net credit or debit balances, and money market funds) offered by Charles Schwab & Co., Inc. (Member SIPC (https://www.sipc.org)) are not deposits or obligations of the Affiliated Banks, are subject to investment risk, are not FDIC insured, may lose value, and are not Affiliated Bank-guaranteed. Charles Schwab & Co., Inc. and the Affiliated Banks are separate entities and are all affiliates of The Charles Schwab Corporation.

© 2020 Charles Schwab & Co., Inc. All rights reserved. Member SIPC (https://www.sipc.org). Unauthorized access is prohibited. Usage will be monitored.

Agreements (https://client.schwab.com/secure/cc/nn/legal_compliance/agreements) Privacy (https://client.schwab.com/secure/cc/nn/security/privacy) SchwabSafe (https://client.schwab.com/secure/cc/nn/security/schwabsafe) USA Patriot Act (https://client.schwab.com/secure/cc/nn/legal_compliance/usa_patriot_act.html) SIPC® (https://client.schwab.com/secure/cc/nn/legal_compliance/sipc.html) FDIC Insurance (https://client.schwab.com/secure/cc/nn/legal_compliance/fdic_insurance.html) Site Map (https://client.schwab.com/secure/cc/nn/sitemap) Site Help (https://client.schwab.com/secure/cc/help/schwab_com/page_features/help) Support Session Bank Client Complaint (/secure/cc/nn/legal_compliance/consumer-complaint-notice.html)

(https://client.schwab.com/secure/cc/accounts)

Messages

Contact Us

Help

Feedback

Accounts (https://client.schwab.com/secure/cc/accounts)

Trade (https://client.schwab.com/secure/cc/trade)

Research (https://client.schwab.com/secure/

Products (https://client.schwab.com/secure/cc/products)

Specialty (https://client.schwab.com/secure/cc/guidance)

Service (https://client.schwab.com/secure/

Summary (https://client.schwab.com/secure/cc/accounts/summary)

Balances (https://client.schwab.com/secure/cc/accounts/balances)

Positions (https://client.schwab.com/secure/cc/accounts/positions)

History (https://client.schwab.com/secure/cc/accounts/historynew)

Statements (https://client.schwab.com/secure/cc/accounts/statements/history)

Transfers & Payments (https://client.schwab.com/secure/cc/accounts/transfers_and_payment

Page last updated: 05:27 PM ET, 04/20/2020 Refresh Export Print



Transactions From 01/01/2019 To 12/31/2019

Table with columns: Date, Action, Details, Symbol, Description, Quantity, Price, Fees & Comm, Amount. Includes transactions for AWIX, SCHWAB BANK, TBGVX, and MIPTX.

{removed account number}

{removed account number}

Transactions Total

\$265.76

*Transactions may include Bank Sweep deposit information. Bank Sweep deposits are held at the FDIC-insured depository institution(s) referenced on the Balances detail page, your account statements and disclosed in your account documents. SIPC does not cover balances held in the Bank Sweep feature.

Accounts (https://client.schwab.com/secure/cc/accounts) Trade (https://client.schwab.com/secure/cc/trade) Research (https://client.schwab.com/secure/cc/research) Products (https://client.schwab.com/secure/cc/products) Specialty (https://client.schwab.com/secure/cc/guidance) Service (https://client.schwab.com/secure/cc/service) Summary (https://client.schwab.com/secure/cc/accounts/summary) Balances (https://client.schwab.com/secure/cc/accounts/balances) Positions (https://client.schwab.com/secure/cc/accounts/positions) History (https://client.schwab.com/secure/cc/accounts/historynew) Statements (https://client.schwab.com/secure/cc/accounts/statements/history) Transfers & Payments (https://client.schwab.com/secure/cc/accounts/transfers_and_payments_overview)

Back to Top

Brokerage Products: Not FDIC Insured No Bank Guarantee May Lose Value

Today's Date:

Charles Schwab & Co., Inc. and Charles Schwab Bank, SSB are separate but affiliated companies and subsidiaries of The Charles Schwab Corporation. Brokerage products are offered by Charles Schwab & Co., Inc. (Member SIPC (https://www.sipc.org)) ("Schwab"). Schwab Intelligent Portfolios® and Schwab Intelligent Portfolios Premium™ are made available through Charles Schwab & Co., Inc. ("Schwab"), a dually registered investment advisor and broker dealer. Portfolio management services are provided by Charles Schwab Investment Advisory, Inc. ("CSIA"). Schwab and CSIA are subsidiaries of The Charles Schwab Corporation. Deposit and lending products and services are offered by Charles Schwab Bank, SSB, Member FDIC and an Equal Housing Lender ("Schwab Bank").

Bank Sweep deposits are held at one or more FDIC-insured banks that are affiliated with Charles Schwab & Co., Inc. ("Affiliated Banks"). Funds deposited at Affiliated Banks are insured, in aggregate, up to \$250,000 per Affiliated Bank, per depositor for each account ownership category, by the Federal Deposit Insurance Corporation (FDIC). Securities products and services (including unswep or intra-day cash, net credit or debit balances, and money market funds) offered by Charles Schwab & Co., Inc. (Member SIPC (https://www.sipc.org)) are not deposits or obligations of the Affiliated Banks, are subject to investment risk, are not FDIC insured, may lose value, and are not Affiliated Bank-guaranteed. Charles Schwab & Co., Inc. and the Affiliated Banks are separate entities and are not members of The Charles Schwab Corporation.

© 2020 Charles Schwab & Co., Inc. All rights reserved. Show Indices DJIA (https://client.schwab.com/secure/cc/nn/gw/wso?path=/retail/research/markets/chart/&symbol=\$DJII) S&P 500 (https://client.schwab.com/secure/cc/nn/gw/wso?path=/retail/research/markets/chart/&symbol=\$SPX) NYSE Comp. (https://client.schwab.com/secure/cc/nn/gw/wso?path=/retail/research/markets/chart/&symbol=\$NYSE) NASDAQ Comp. (https://client.schwab.com/secure/cc/nn/gw/wso?path=/retail/research/markets/chart/&symbol=\$NASDAQ) SIPC (https://www.sipc.org). Unauthorized access is prohibited. Usage will be monitored.

Attachment J: Fauci 2019 278e Report, Section 7

[Products](https://client.schwab.com/secure/cc/products) (https://client.schwab.com/secure/cc/products)
 [Specialty](https://client.schwab.com/secure/cc/guidance) (https://client.schwab.com/secure/cc/guidance)
 [Service](https://client.schwab.com/secure/) (https://client.schwab.com/secure/)

[Summary](https://client.schwab.com/secure/cc/accounts/summary) (https://client.schwab.com/secure/cc/accounts/summary)
 [Balances](https://client.schwab.com/secure/cc/accounts/balances) (https://client.schwab.com/secure/cc/accounts/balances)

[Positions](https://client.schwab.com/secure/cc/accounts/positions) (https://client.schwab.com/secure/cc/accounts/positions)
 [History](https://client.schwab.com/secure/cc/accounts/historynew) (https://client.schwab.com/secure/cc/accounts/historynew)

[Statements](https://client.schwab.com/secure/cc/accounts/statementshistory) (https://client.schwab.com/secure/cc/accounts/statementshistory)
 [Transfers & Payments](https://client.schwab.com/secure/cc/accounts/transfers_and_payment) (https://client.schwab.com/secure/cc/accounts/transfers_and_payment)

Page last updated: 04:18 PM ET, 04/30/2020 [Refresh](#) [Export](#) [Print](#)



*Anthony J. Fauci
Revocable Trust
Transactions - 2019*

Transactions From 01/01/2019 To 12/31/2019

Date ▼	Action	Details	Symbol	Description*	Quantity	Price	Fees & Comm	Amount
12/31/2019	Cash Dividend		PRSMX	T ROWE PRICE SUMMIT MUNI INTERM INV				\$1,896.46
12/31/2019	Cash Dividend		PIGIX	PIMCO INVESTMENT GRADE CREDIT BD INST				\$1,217.61
12/31/2019	Cash Dividend		SWGXX	SCHWAB GOVT MONEY FUND	359.02			
12/31/2019	Buy	Trade Details	SWGXX	SCHWAB GOVT MONEY FUND	11,969.93	\$1.00		-\$11,969.93
12/30/2019	Cash Dividend		AWIX	CIBC ATLAS INCM OPPTY FD INST				\$2,159.43
12/30/2019	Cash Dividend		AWEIX	CIBC ATLAS DISCIPLINED EQTY FD INST				\$9,810.50
12/24/2019	Sell	Trade Details	SWGXX	SCHWAB GOVT MONEY FUND	249,446.05	\$1.00		\$249,446.05
12/23/2019	Cash Dividend		VSMAX	VANGUARD SMALL CAP INDEX ADMIRAL SHARE				\$583.95
12/23/2019	Buy	Trade Details	MIEIX	MFS INSTL INTL EQUITY	7,199.424	\$27.78	\$15.00	-\$200,015.00
12/23/2019	Buy	Trade Details	EPSYX	MAINSTAY EPOCH GLOBAL EQTY YIELD I	2,630.195	\$19.01	\$15.00	-\$50,015.00
12/20/2019	Buy	Trade Details	SWGXX	SCHWAB GOVT MONEY FUND	2,667.81	\$1.00		-\$2,667.81
12/19/2019	Cash Dividend		FLMVX	JPMORGAN MID CAP VALUE L				\$2,667.81
12/19/2019	Long Term Cap Gain Reinvest		AWEIX	CIBC ATLAS DISCIPLINED EQTY FD INST				\$15,063.42
12/18/2019	Reinvest Shares		AWEIX	CIBC ATLAS DISCIPLINED EQTY FD INST	683.879	\$22.69		-\$15,063.42

Quote [Show Incomes Symbol Lookup](#) [DJIA](https://client.schwab.com/secure/cc/nn/gw/wsod?path=/retail/research/markets/chart/&symbol=$DJIA) (https://client.schwab.com/secure/cc/nn/gw/wsod?path=/retail/research/markets/chart/&symbol=\$DJIA) 24,345.72 -288.14 (-1.17%)

Date	Transaction	Symbol	Description	Quantity	Price	Total
12/18/2019	Buy	SWGXX	Schwab Govt Money Fund	8,588.55	\$1.00	-\$5,586.84
12/17/2019	Cash Dividend	MIPTX	Matthews Pacific Tiger FD Instl			\$1,579.03
12/17/2019	Long Term Cap Gain Reinvest	MIPTX	Matthews Pacific Tiger FD Instl			\$6,817.79
12/17/2019	Reinvest Shares	MIPTX	Matthews Pacific Tiger FD Instl	239.641	\$28.45	-\$6,817.79
12/13/2019	Buy	SWGXX	Schwab Govt Money Fund	2,540.08	\$1.00	-\$2,540.08
12/12/2019	Cash Dividend	TBQVX	Tweedy Browne Global Value Fund			\$2,540.08
12/12/2019	Long Term Cap Gain Reinvest	FLMVX	JPMorgan Mid Cap Value L			\$7,695.70
12/12/2019	Short Term Cap Gain Reinvest	TBQVX	Tweedy Browne Global Value Fund			\$142.38
12/12/2019	Long Term Cap Gain Reinvest	TBQVX	Tweedy Browne Global Value Fund			\$307.54
12/12/2019	Reinvest Shares	FLMVX	JPMorgan Mid Cap Value L	194.385	\$39.59	-\$7,695.70
12/12/2019	Reinvest Shares	TBQVX	Tweedy Browne Global Value Fund	11.103	\$27.70	-\$307.54
12/12/2019	Reinvest Shares	TBQVX	Tweedy Browne Global Value Fund	5.14	\$27.70	-\$142.38
12/11/2019	Buy	SWGXX	Schwab Govt Money Fund	248.89	\$1.00	-\$248.89
12/10/2019	Cash Dividend	EPSYX	Mainstay Epoch Global Eqty Yield I			\$248.89
12/10/2019	Long Term Cap Gain Reinvest	EPSYX	Mainstay Epoch Global Eqty Yield I			\$994.46
12/10/2019	Reinvest Shares	EPSYX	Mainstay Epoch Global Eqty Yield I	53.552	\$18.57	-\$994.46
12/02/2019	Buy	SWGXX	Schwab Govt Money Fund	3,133.94	\$1.00	-\$3,133.94
11/29/2019	Cash Dividend	PRSMX	T Rowe Price Summit Muni Interim Inv			\$1,906.56
11/29/2019	Cash Dividend	PIQIX	Pimco Investment Grade Credit Bd Inst			\$1,227.38
11/18/2019 as of 11/15/2019	Cash Dividend	SWGXX	Schwab Govt Money Fund	234.88		
11/13/2019	Sell	SWGXX	Schwab Govt Money Fund	5,686.72	\$1.00	\$5,686.72
11/12/2019	Advisor Fee		TO ADVISOR			-\$5,686.72
11/08/2019	Buy	SWGXX	Schwab Govt Money Fund	247,531.84	\$1.00	-\$247,531.84
11/07/2019	Cash Dividend	VCRRX	Versus Cap Real Asset Fund			\$865.12
11/07/2019	Journal		JOURNAL FRM			\$246,666.72
11/06/2019	Sell	SWGXX	Schwab Govt Money Fund	75,015	\$1.00	\$75,015.00
11/04/2019	Sell	SWGXX	Schwab Govt Money Fund	50,015	\$1.00	\$50,015.00

[removed account number]

11/01/2019	Buy		NASDAQ (https://client.schwab.com/secure/cc/nn/gw/wsod?path=/retail/research/markets/chart/&symbol=\$IXIC)	HARDING LOEVNER INST	1,883.31	\$21.53	\$13.00		
			S&P 500 (https://client.schwab.com/secure/cc/nn/gw/wsod?path=/retail/research/markets/chart/&symbol=\$SPX)	EMRG MKTS CL I					
			Russ 2000 (https://client.schwab.com/secure/cc/nn/gw/wsod?path=/retail/research/markets/chart/&symbol=\$RU2000)	MOTI HWK PACIFIC USB	766.78	\$28.30	\$15.00		
				FD INSTL					
11/01/2019	Buy	Trade Details	SWGXX	SCHWAB GOVT MONEY FUND	3,090.8	\$1.00			
10/31/2019	Cash Dividend		PRSMX	T ROWE PRICE SUMMIT MUNI INTERM INV					\$1,911.48
10/31/2019	Cash Dividend		PIGIX	PIMCO INVESTMENT GRADE CREDIT BD INST					\$1,179.32
10/17/2019	Buy	Trade Details	SWGXX	SCHWAB GOVT MONEY FUND	20,668.39	\$1.00			
10/16/2019	Journal			J7NORMAL					\$20,668.39
10/16/2019 as of 10/15/2019	Cash Dividend		SWGXX	SCHWAB GOVT MONEY FUND	185.99				

[removed account number]

Transactions Total

\$3,114.07

*Transactions may include Bank Sweep deposit information. Bank Sweep deposits are held at the FDIC-insured depository institution(s) referenced on the Balances detail page, your account statements and disclosed in your account documents. SIPC does not cover balances held in the Bank Sweep feature.

Accounts (https://client.schwab.com/secure/cc/accounts) Trade (https://client.schwab.com/secure/cc/trade) Research (https://client.schwab.com/secure/cc/research) Products (https://client.schwab.com/secure/cc/products) Specialty (https://client.schwab.com/secure/cc/guidance) Service (https://client.schwab.com/secure/cc/service) Summary (https://client.schwab.com/secure/cc/accounts/summary) Balances (https://client.schwab.com/secure/cc/accounts/balances) Positions (https://client.schwab.com/secure/cc/accounts/positions) History (https://client.schwab.com/secure/cc/accounts/historynew) Statements (https://client.schwab.com/secure/cc/accounts/statements/history) Transfers & Payments (https://client.schwab.com/secure/cc/accounts/transfers_and_payments/overview)

↑ Back to Top

Brokerage Products: Not FDIC Insured No Bank Guarantee May Lose Value

Charles Schwab & Co., Inc., and Charles Schwab Bank, SSB are separate but affiliated companies and subsidiaries of The Charles Schwab Corporation. Brokerage products are offered by Charles Schwab & Co., Inc. (Member SIPC (https://www.sipc.org)) ("Schwab"). Schwab Intelligent Portfolios® and Schwab Intelligent Portfolios Premium™ are made available through Charles Schwab & Co., Inc. ("Schwab"), a dually registered investment advisor and broker-dealer. Portfolio management services are provided by Charles Schwab Investment Advisory, Inc. ("CSIA"). Schwab and CSIA are subsidiaries of The Charles Schwab Corporation. Deposit and lending products and services are offered by Charles Schwab Bank, SSB, Member FDIC and an Equal Housing Lender ("Schwab Bank").

Bank Sweep deposits are held at one or more FDIC-insured banks that are affiliated with Charles Schwab & Co., Inc. ("Affiliated Banks"). Funds deposited at Affiliated Banks are insured, in aggregate, up to \$250,000 per Affiliated Bank, per depositor, for each account ownership category, by the Federal Deposit Insurance Corporation (FDIC). Securities products and services (including unswep or intra-day cash, net credit or debit balances, and money market funds) offered by Charles Schwab & Co., Inc. (Member SIPC (https://www.sipc.org)) are not deposits or obligations of the Affiliated Banks, are subject to investment risk, are not FDIC insured, may lose value, and are not Affiliated Bank-guaranteed. Charles Schwab & Co., Inc. and the Affiliated Banks are separate entities and are all affiliates of The Charles Schwab Corporation.

© 2020 Charles Schwab & Co., Inc. All rights reserved. Member SIPC (https://www.sipc.org). Unauthorized access is prohibited. Usage will be monitored.

Agreements (https://client.schwab.com/secure/cc/nn/legal_compliance/agreements) Privacy (https://client.schwab.com/secure/cc/nn/security/privacy) SchwabSafe (https://client.schwab.com/secure/cc/nn/security/schwabsafe) USA Patriot Act (https://client.schwab.com/secure/cc/nn/legal_compliance/usa_patriot_act.html) SIPC® (https://client.schwab.com/secure/cc/nn/legal_compliance/sipc.html) FDIC Insurance (https://client.schwab.com/secure/cc/nn/legal_compliance/fdic_insurance.html) Site Map (https://client.schwab.com/secure/cc/nn/sitemap) Site Help (https://client.schwab.com/secure/cc/help/schwab_com/page_features/help) Support Session Bank Client Complaint (https://secure/cc/nn/legal_compliance/consumer-complaint-notice.html)

(<https://client.schwab.com/secure/cc/accounts>)

Messages

Contact Us

Help

Search

Accounts (<https://client.schwab.com/secure/cc/accounts>)

Trade (<https://client.schwab.com/secure/cc/trade>)

Research (<https://client.schwab.com/secure/>)

Products (<https://client.schwab.com/secure/cc/products>)

Specialty (<https://client.schwab.com/secure/cc/guidance>)

Service (<https://client.schwab.com/secure/>)

Summary (<https://client.schwab.com/secure/cc/accounts/summary>)

Balances (<https://client.schwab.com/secure/cc/accounts/balances>)

Positions (<https://client.schwab.com/secure/cc/accounts/positions>)

History (<https://client.schwab.com/secure/cc/accounts/historynew>)

Statements (<https://client.schwab.com/secure/cc/accounts/statementshistory>)

Transfers & Payments (https://client.schwab.com/secure/cc/accounts/transfers_and_payment)

Page last updated: 04 18 PM ET, 04/30/2020 Refresh Export Print

Independent Investment Advisor*

CIBC PRIVATE WEALTH ADVRS. INC

PRIVATE WEALTH MANAGEMENT

Contact your advisor

*Not affiliated with Schwab

Transactions From 01/01/2019 To 12/31/2019

Date ▼	Action	Details	Symbol	Description*	Quantity	Price	Fees & Comm	Amount
10/11/2019	Buy	Trade Details	SWGXX	SCHWAB GOVT MONEY FUND	1,060.77	\$1.00		-\$1,060.77
10/10/2019	Cash Dividend		VCMIX	VERSUS CAP MULTI MNGR REAL ESTATE INCM FD INST				\$1,080.77
10/01/2019	Buy	Trade Details	SWGXX	SCHWAB GOVT MONEY FUND	3,146.44	\$1.00		-\$3,146.44
09/30/2019	Cash Dividend		FRSMX	T ROWE PRICE SUMMIT MUNI INTERM INV				\$1,731.78
09/30/2019	Cash Dividend		PIGIX	PIMCO INVESTMENT GRADE CREDIT BD INST				\$1,090.48
09/30/2019	Cash Dividend		EPSYX	MAINSTAY EPOCH GLOBAL EQTY YIELD I				\$324.20
09/30/2019	Buy	Trade Details	SWGXX	SCHWAB GOVT MONEY FUND	1,464.72	\$1.00		-\$1,464.72
09/27/2019	Cash Dividend		AWIX	CIBC ATLAS INCM OPPTY FD INST				\$1,464.72
09/17/2019 as of 09/16/2019	Cash Dividend		SWGXX	SCHWAB GOVT MONEY FUND	168.69			
09/16/2019	Buy	Trade Details	SWGXX	SCHWAB GOVT MONEY FUND	294.16	\$1.00		-\$294.16
09/13/2019	Cash Dividend		VSMAX	VANGUARD SMALL CAP INDEX ADMIRAL SHARE				\$294.16
09/10/2019	Buy	Trade Details	SWGXX	SCHWAB GOVT MONEY FUND	6,240	\$1.00		-\$6,240.00
09/09/2019	Journal			JOURNAL FRM				\$3,080.00
09/09/2019	Journal			JOURNAL FRM				\$3,160.00

[removed account numbers]

Quote Show Indices Symbol Lookup

DJIA ([https://client.schwab.com/secure/cc/nr/gw/wsd7?path=/retail/research/markets/chart/&symbol=\\$DJIA](https://client.schwab.com/secure/cc/nr/gw/wsd7?path=/retail/research/markets/chart/&symbol=$DJIA)) 24,345.72 -288.14 (-1.17%)

Date	Transaction Type	Symbol	Description	Quantity	Price	Commission	Net Amount
09/03/2019	Buy	SWGXX	SCHWAB GOVT MONEY FUND	3,280.54	\$1.00		-\$3,280.54
<p>NASDAQ (https://client.schwab.com/secure/cc/nn/gw/wsod?path=/retail/research/markets/chart/&symbol=\$IXIC) S&P 500 (https://client.schwab.com/secure/cc/nn/gw/wsod?path=/retail/research/markets/chart/&symbol=\$SPX) Russell 2000 (https://client.schwab.com/secure/cc/nn/gw/wsod?path=/retail/research/markets/chart/&symbol=\$RUT) 8,689.35 -29.16 (-0.28%) 2,912.43 -27.98 (-0.92%) 1,310.66 -50.10 (-3.68%)</p>							
08/30/2019	Cash Dividend	PIGIX	PIMCO INVESTMENT GRADE CREDIT BD INST				\$1,238.60
08/29/2019	Buy	Trade Details	SWGXX	SCHWAB GOVT MONEY FUND	75.000	\$1.00	-\$75,000.00
08/28/2019	Funds Received	Deposit Details		FUNDS RECEIVED			\$75,000.00
08/16/2019 as of 08/15/2019	Cash Dividend	SWGXX	SCHWAB GOVT MONEY FUND	262.87			
08/13/2019	Sell	Trade Details	SWGXX	SCHWAB GOVT MONEY FUND	5,561.34	\$1.00	\$5,561.34
08/12/2019	Advisor Fee			TO ADVISOR			-\$5,561.34
08/09/2019	Buy	Trade Details	SWGXX	SCHWAB GOVT MONEY FUND	865.12	\$1.00	-\$865.12
08/08/2019	Cash Dividend	VCRRX	VERSUS CAP REAL ASSET FUND				\$865.12
08/05/2019	Sell	Trade Details	SWGXX	SCHWAB GOVT MONEY FUND	200,060	\$1.00	\$200,060.00
08/02/2019	Buy	Trade Details	AWMIX	CIBC ATLAS MID CAP EQTY FD INST	3,125	\$16.00	\$15.00
08/02/2019	Buy	Trade Details	PIGIX	PIMCO INVESTMENT GRADE CREDIT BD INST	4,642.526	\$10.77	\$15.00
08/02/2019	Buy	Trade Details	FLMNX	JPMORGAN MID CAP VALUE L	652.571	\$38.31	\$15.00
08/02/2019	Buy	Trade Details	AWEIX	CIBC ATLAS DISCIPLINED EQTY FD INST	1,184.834	\$21.10	\$15.00
08/02/2019	Buy	Trade Details	PRSMX	T ROWE PRICE SUMMIT MUNI INTERM INV	4,108.463	\$12.17	-\$50,000.00
08/01/2019	Buy	Trade Details	SWGXX	SCHWAB GOVT MONEY FUND	2,859.99	\$1.00	-\$2,859.99
07/31/2019	Cash Dividend	PRSMX	T ROWE PRICE SUMMIT MUNI INTERM INV				\$1,844.01
07/31/2019	Cash Dividend	PIGIX	PIMCO INVESTMENT GRADE CREDIT BD INST				\$1,015.98
07/25/2019	Buy	Trade Details	SWGXX	SCHWAB GOVT MONEY FUND	100,000	\$1.00	-\$100,000.00
07/24/2019	Funds Received	Deposit Details		FUNDS RECEIVED			\$100,000.00
07/16/2019 as of 07/15/2019	Cash Dividend	SWGXX	SCHWAB GOVT MONEY FUND	239.1			
07/12/2019	Buy	Trade Details	SWGXX	SCHWAB GOVT MONEY FUND	1,078.75	\$1.00	-\$1,078.75
07/11/2019	Cash Dividend	VCMIX	VERSUS CAP MULTI MNGR REAL ESTATE INCM FD INST				\$1,078.75
07/01/2019	Buy	Trade Details	SWGXX	SCHWAB GOVT MONEY FUND	3,370.04	\$1.00	-\$3,370.04
06/28/2019	Cash Dividend	PRSMX	T ROWE PRICE SUMMIT MUNI INTERM INV				\$1,692.85
06/28/2019	Cash Dividend	PIGIX	PIMCO INVESTMENT GRADE CREDIT BD INST				\$872.70
06/28/2019	Cash Dividend	EPSYX	MAINSTAY EPOCH GLOBAL EQTY YIELD I				\$704.49

Time (ET) 4:18:09 PM Refresh

Quote

Show Indices Symbol Lookup

DJIA ([https://client.schwab.com/secure/cc/nn/gw/wsod?path=/retail/research/markets/chart/&symbol=\\$DJI](https://client.schwab.com/secure/cc/nn/gw/wsod?path=/retail/research/markets/chart/&symbol=$DJI)) 24,345.72 -288.14 (-1.17%)

Date	Type	Symbol	Description	Quantity	Price	Amount	
06/28/2019	Buy	SWGXX	SCHWAB GOVT MONEY FUND	1,931.10	\$1.00	-\$1,931.10	
06/27/2019	Buy	Trade Details	SWGXX	SCHWAB GOVT MONEY FUND	316.95	\$1.00	-\$316.95
06/26/2019	Cash Dividend	VSMAX	VANGUARD SMALL CAP INDEX ADM:RAL SHARE			\$316.95	
06/18/2019 as of 06/17/2019	Cash Dividend	SWGXX	SCHWAB GOVT MONEY FUND	288.36			
06/11/2019	Buy	Trade Details	SWGXX	SCHWAB GOVT MONEY FUND	6,240	\$1.00	-\$6,240.00
06/10/2019	Journal		JOURNAL FRM			\$3,080.00	
06/10/2019	Journal		JOURNAL FRM			\$3,160.00	

[removed account number]

Transactions Total

\$0.00

*Transactions may include Bank Sweep deposit information. Bank Sweep deposits are held at the FDIC-insured depository institution(s) referenced on the Balances details page, your account statements and disclosed in your account documents. SIPC does not cover balances held in the Bank Sweep feature.

(0007-7604)

Accounts (https://client.schwab.com/secure/cc/accounts) Trade (https://client.schwab.com/secure/cc/trade) Research (https://client.schwab.com/secure/cc/research) Products (https://client.schwab.com/secure/cc/products) Specially (https://client.schwab.com/secure/cc/guidance) Service (https://client.schwab.com/secure/cc/service) Summary (https://client.schwab.com/secure/cc/accounts/summary) Balances (https://client.schwab.com/secure/cc/accounts/balances) Positions (https://client.schwab.com/secure/cc/accounts/positions) History (https://client.schwab.com/secure/cc/accounts/historynew) Statements (https://client.schwab.com/secure/cc/accounts/statements/history) Transfers & Payments (https://client.schwab.com/secure/cc/accounts/transfers_and_payments_overview)

↑ Back to Top

Brokerage Products: Not FDIC Insured No Bank Guarantee May Lose Value

Charles Schwab & Co., Inc., and Charles Schwab Bank, SSB are separate but affiliated companies and subsidiaries of The Charles Schwab Corporation. Brokerage products are offered by Charles Schwab & Co., Inc. (Member SIPC (https://www.sipc.org)) ("Schwab"). Schwab Intelligent Portfolios® and Schwab Intelligent Portfolios Premium™ are made available through Charles Schwab & Co., Inc. ("Schwab"), a dually registered investment advisor and broker dealer. Portfolio management services are provided by Charles Schwab Investment Advisory, Inc. ("CSIA"). Schwab and CSIA are subsidiaries of The Charles Schwab Corporation. Deposit and lending products and services are offered by Charles Schwab Bank, SSB, Member FDIC and an Equal Housing Lender ("Schwab Bank").

Bank Sweep deposits are held at one or more FDIC-insured banks that are affiliated with Charles Schwab & Co., Inc. ("Affiliated Banks"). Funds deposited at Affiliated Banks are insured, in aggregate, up to \$250,000 per Affiliated Bank, per depositor, for each account ownership category, by the Federal Deposit Insurance Corporation (FDIC). Securities products and services (including unswept or intra-day cash, net credit or debit balances, and money market funds) offered by Charles Schwab & Co., Inc. (Member SIPC (https://www.sipc.org)) are not deposits or obligations of the Affiliated Banks, are subject to investment risk, are not FDIC insured, may lose value, and are not Affiliated Bank-guaranteed. Charles Schwab & Co., Inc. and the Affiliated Banks are separate entities and are all affiliates of The Charles Schwab Corporation.

© 2020 Charles Schwab & Co., Inc. All rights reserved. Member SIPC (https://www.sipc.org). Unauthorized access is prohibited. Usage will be monitored.

Agreements (https://client.schwab.com/secure/cc/legal_compliance/agreements) Privacy (https://client.schwab.com/secure/cc/legal_compliance/privacy) SchwabSafe (https://client.schwab.com/secure/cc/legal_compliance/schwabsafe) USA Patriot Act (https://client.schwab.com/secure/cc/legal_compliance/usa_patriot_act.html) SIPC® (https://client.schwab.com/secure/cc/legal_compliance/sipc.html) FDIC Insurance (https://client.schwab.com/secure/cc/legal_compliance/fdic_insurance.html) Site Map (https://client.schwab.com/secure/cc/legal_compliance/sitemap) Site Help (https://client.schwab.com/secure/cc/help/schwab_com/page_features/help) Support Session Bank Client Complaint (https://client.schwab.com/secure/cc/legal_compliance/consumer-complaint-notice.html)

(<https://client.schwab.com/secure/cc/accounts>)

[Messages](#)

[Contact Us](#)

[Help](#)

[Accounts](https://client.schwab.com/secure/cc/accounts)

[Trade](https://client.schwab.com/secure/cc/trade)

[Research](https://client.schwab.com/secure/)

[Products](https://client.schwab.com/secure/cc/products)

[Specialty](https://client.schwab.com/secure/cc/guidance)

[Service](https://client.schwab.com/secure/)

[Summary](https://client.schwab.com/secure/cc/accounts/summary) [Balances](https://client.schwab.com/secure/cc/accounts/balances)

[Positions](https://client.schwab.com/secure/cc/accounts/positions) [History](https://client.schwab.com/secure/cc/accounts/historynew)

[Statements](https://client.schwab.com/secure/cc/accounts/statementshistory) [Transfers & Payments](https://client.schwab.com/secure/cc/accounts/transfers_and_payment)

Page last updated: 04 18 PM ET, 04/30/2020 [Refresh](#) [Export](#) [Print](#)

Independent Investment Advisor*

CIBC PRIVATE WEALTH ADVIS, INC

PRIVATE WEALTH MANAGEMENT

Contact your advisor

Not affiliated with Schwab

Transactions From 01/01/2019 To 12/31/2019



Date ▼	Action	Details	Symbol	Description*	Quantity	Price	Fees & Comm	Amount
05/03/2019	Buy	Trade Details	SWGXX	SCHWAB GOVT MONEY FUND	2,974.59	\$1.00		-\$2,974.59
05/31/2019	Cash Dividend		PR5MX	T ROWE PRICE SUMMIT MUNI INTERM INV				\$1,869.65
05/31/2019	Cash Dividend		PIGIX	PIMCO INVESTMENT GRADE CREDIT BD INST				\$1,104.94
05/20/2019	Sell	Trade Details	SWGXX	SCHWAB GOVT MONEY FUND	100.015	\$1.00		\$100,015.00
05/17/2019	Buy	Trade Details	VSMAX	VANGUARD SMALL CAP INDEX ADMIRAL SHARE	1,365.001	\$73.26	\$15.00	-\$100,015.00
05/17/2019	Sell	Trade Details	SWGXX	SCHWAB GOVT MONEY FUND	100.000	\$1.00		\$100,000.00
05/16/2019	Buy	Trade Details	PR5MX	T ROWE PRICE SUMMIT MUNI INTERM INV	8,319.468	\$12.02		-\$100,000.00
05/16/2019 as of 05/15/2019	Cash Dividend		SWGXX	SCHWAB GOVT MONEY FUND	198.73			
05/14/2019	Sell	Trade Details	SWGXX	SCHWAB GOVT MONEY FUND	5,042.62	\$1.00		\$5,042.62
05/13/2019	Advisor Fee			TO ADVISOR				-\$5,042.62
05/10/2019	Buy	Trade Details	SWGXX	SCHWAB GOVT MONEY FUND	904.44	\$1.00		-\$904.44
05/09/2019	Cash Dividend		VORRX	VERSUS CAP REAL ASSET FUND				\$904.44
05/09/2019	Buy	Trade Details	SWGXX	SCHWAB GOVT MONEY FUND	300.000	\$1.00		-\$300,000.00
05/08/2019	Funds Received	Deposit Details		FUNDS RECEIVED				\$300,000.00

Quote

Show Indices Symbol Lookup

DJIA ([https://client.schwab.com/secure/cc/nn/gw/wsd?path=/retail/research/markets/chart/&symbol=\\$DJIA](https://client.schwab.com/secure/cc/nn/gw/wsd?path=/retail/research/markets/chart/&symbol=$DJIA)) 24,345.72 -288.14 (-1.17%)

Date	Transaction Type	Symbol	Description	Quantity	Price	Commission	Net Amount
05/01/2019	Buy	SWGXX	Schwab Govt Money Fund	2,697.04	\$1.00		-\$2,697.04
04/30/2019	Cash Dividend	PIGIX	PIMCO Investment Grade Credit Bd Inst				\$1,023.83
04/29/2019	Sell	SWGXX	Schwab Govt Money Fund	4,395.47	\$1.00		\$4,395.47
04/24/2019	Buy	HLMEX	Harding Loevner Inst Emrg Mkts Cl I	1,151.543	\$21.71	\$15.00	-\$25,015.00
04/24/2019	Sell	IVQX	IVA Intl Fd Cl I	2,865.633	\$15.93	\$15.00	\$45,634.53
04/24/2019	Buy	MIPTX	Matthews Pacific Tiger Fd Instl	864.155	\$28.93	\$15.00	-\$25,015.00
04/18/2019	Buy	SWGXX	Schwab Govt Money Fund	2,281	\$1.00		-\$2,281.00
04/17/2019	Journal		JOURNAL FRM				\$2,281.00
04/17/2019	Buy	SWGXX	Schwab Govt Money Fund	8,433	\$1.00		-\$8,433.00
04/18/2019	Journal		JOURNAL FRM				\$8,433.00
04/16/2019 as of 04/15/2019	Cash Dividend	SWGXX	Schwab Govt Money Fund				114.43
04/16/2019	Sell	SWGXX	Schwab Govt Money Fund	28,885.29	\$1.00		\$28,885.29
04/15/2019	Cash Dividend	VCMIK	Versus Cap Multi Mngr Real Estate Incm Fd Inst				\$1,114.71
04/15/2019	Journal		JOURNAL TO				-\$100,000.00
04/12/2019	Sell	PR5MX	T Rowe Price Summit Muni Interim Fund Inv	5,887.3	\$11.89		\$70,000.00
04/01/2019	Buy	SWGXX	Schwab Govt Money Fund	3,407	\$1.00		-\$3,407.00
03/29/2019	Cash Dividend	PR5MX	T Rowe Price Summit Muni Interim Fund Inv				\$1,799.60
03/29/2019	Cash Dividend	PIGIX	PIMCO Investment Grade Credit Bd Inst				\$1,047.20
03/29/2019	Cash Dividend	EPSYX	Mainstay Epoch Global Eqty Yield I				\$560.20
03/29/2019	Buy	SWGXX	Schwab Govt Money Fund	1,620.18	\$1.00		-\$1,620.18
03/28/2019	Cash Dividend	AWIK	CIBC Atlas Incm Oppty Fd Inst				\$1,620.18
03/18/2019 as of 03/15/2019	Cash Dividend	SWGXX	Schwab Govt Money Fund				98.77
03/01/2019	Buy	SWGXX	Schwab Govt Money Fund	2,620	\$1.00		-\$2,620.00
02/28/2019	Cash Dividend	PR5MX	T Rowe Price Summit Muni Interim Fund Inv				\$1,640.99
02/28/2019	Cash Dividend	PIGIX	PIMCO Investment Grade Credit Bd Inst				\$879.01
02/19/2019 as of 02/15/2019	Cash Dividend	SWGXX	Schwab Govt Money Fund				189.05
02/12/2019	Sell	SWGXX	Schwab Govt Money Fund	3,878.01	\$1.00		\$3,878.01

[removed account number]

[removed account number]

[removed account number]

Quote

Show Indices Symbol Lookup

DJIA (https://client.schwab.com/secure/cc/mn/gw/wsod?path=/retail/research/markets/chart/&symbol=\$DJIA) 24,345.72 -288.14 (-1.17%)

02/11/2019	Cash Dividend	NASDAQ (https://client.schwab.com/secure/cc/nn/gw/wsood?path=/retail/research/markets/chart/&symbol=\$IXIC)							\$885.12
		8,889.55 -25.16 (-0.28%)							
		S&P 500 (https://client.schwab.com/secure/cc/nn/gw/wsood?path=/retail/research/markets/chart/&symbol=\$SPX)							
		2,912.43 -27.08 (-0.92%)							
02/11/2019		Russell 2000 (https://client.schwab.com/secure/cc/nn/gw/wsood?path=/retail/research/markets/chart/&symbol=\$RUT)							
		1,310.66 -50.10 (-3.68%)							
02/11/2019	Sell	Trade Details	SWGXX	SCHWAB GOVT MONEY FUND	49,891.77	\$1.00			\$49,891.77
02/08/2019	Sell	Trade Details	MIEIX	MFS INSTL INTL EQUITY	5.82	\$23.75	\$15.00		\$123.23
02/08/2019	Buy	Trade Details	MPTX	MATTHEWS PACIFIC TIGER FD INSTL	1,779,359	\$28.10	\$15.00		-\$50,015.00
02/01/2019	Buy	Trade Details	SWGXX	SCHWAB GOVT MONEY FUND	2,716.06	\$1.00			-\$2,716.06
01/31/2019	Cash Dividend		PRSMX	T ROWE PRICE SUMMIT MUNI INTERM FUND INV					\$1,763.32
01/31/2019	Cash Dividend		PIGIX	PIMCO INVESTMENT GRADE CREDIT BD INST					\$952.74

Transactions Total

\$0.00

*Transactions may include Bank Sweep deposit information. Bank Sweep deposits are held at the FDIC-insured depository institution(s) referenced on the Balances detail page, your account statements and disclosed in your account documents. SIPC does not cover balances held in the Bank Sweep feature.

Accounts (https://client.schwab.com/secure/cc/accounts) Trade (https://client.schwab.com/secure/cc/trade) Research (https://client.schwab.com/secure/cc/research) Products (https://client.schwab.com/secure/cc/products) Specialty (https://client.schwab.com/secure/cc/guidance) Service (https://client.schwab.com/secure/cc/service) Summary (https://client.schwab.com/secure/cc/accounts/summary) Balances (https://client.schwab.com/secure/cc/accounts/balances) Positions (https://client.schwab.com/secure/cc/accounts/positions) History (https://client.schwab.com/secure/cc/accounts/history/new) Statements (https://client.schwab.com/secure/cc/accounts/statements/history) Transfers & Payments (https://client.schwab.com/secure/cc/accounts/transfers_and_payments/overview)

↑ Back to Top

Brokerage Products: Not FDIC Insured No Bank Guarantee May Lose Value

Charles Schwab & Co., Inc., and Charles Schwab Bank, SSB are separate but affiliated companies and subsidiaries of The Charles Schwab Corporation. Brokerage products are offered by Charles Schwab & Co., Inc. (Member SIPC (https://www.sipc.org)) ("Schwab"). Schwab Intelligent Portfolios® and Schwab Intelligent Portfolios Premium™ are made available through Charles Schwab & Co., Inc. ("Schwab"), a dually registered investment advisor and broker dealer. Portfolio management services are provided by Charles Schwab Investment Advisory, Inc. ("CSIA"). Schwab and CSIA are subsidiaries of The Charles Schwab Corporation. Deposit and lending products and services are offered by Charles Schwab Bank, SSB. Member FDIC and an Equal Housing Lender ("Schwab Bank").

Bank Sweep deposits are held at one or more FDIC-insured banks that are affiliated with Charles Schwab & Co., Inc. ("Affiliated Banks"). Funds deposited at Affiliated Banks are insured, in aggregate up to \$250,000 per Affiliated Bank, per depositor, for each account ownership category, by the Federal Deposit Insurance Corporation (FDIC). Securities products and services (including unswept or intra-day cash, net credit or debit balances, and money market funds) offered by Charles Schwab & Co., Inc. (Member SIPC (https://www.sipc.org)) are not deposits or obligations of the Affiliated Banks, are subject to investment risk, are not FDIC insured, may lose value, and are not Affiliated Bank-guaranteed. Charles Schwab & Co., Inc. and the Affiliated Banks are separate entities and are all affiliates of The Charles Schwab Corporation.

© 2020 Charles Schwab & Co., Inc. All rights reserved. Member SIPC (https://www.sipc.org). Unauthorized access is prohibited. Usage will be monitored.

Agreements (https://client.schwab.com/secure/cc/nn/legal_compliance/agreements) Privacy (https://client.schwab.com/secure/cc/nn/security/privacy) SchwabSafe (https://client.schwab.com/secure/cc/nn/security/schwabsafe) USA Patriot Act (https://client.schwab.com/secure/cc/nn/legal_compliance/usa_patriot_act.html) SIPC® (https://client.schwab.com/secure/cc/nn/legal_compliance/sipc.html) FDIC Insurance (https://client.schwab.com/secure/cc/nn/legal_compliance/fdic_insurance.html) Site Map (https://client.schwab.com/secure/cc/nn/sitemap) Site Help (https://client.schwab.com/secure/cc/help/schwab_com/page_features/help) Support Session Bank Client Complaint (https://secure/cc/nn/legal_compliance/consumer-complaint-notice.html)

(https://client.schwab.com/secure/cc/accounts)

Messages

Contact Us

Help

Feedback

[Accounts \(https://client.schwab.com/secure/cc/accounts\)](https://client.schwab.com/secure/cc/accounts)

[Trade \(https://client.schwab.com/secure/cc/trade\)](https://client.schwab.com/secure/cc/trade)

[Research \(https://client.schwab.com/secure/\)](https://client.schwab.com/secure/)

[Products \(https://client.schwab.com/secure/cc/products\)](https://client.schwab.com/secure/cc/products)

[Specialty \(https://client.schwab.com/secure/cc/guidance\)](https://client.schwab.com/secure/cc/guidance)

[Service \(https://client.schwab.com/secure/\)](https://client.schwab.com/secure/)

[Summary \(https://client.schwab.com/secure/cc/accounts/summary\)](https://client.schwab.com/secure/cc/accounts/summary)

[Balances \(https://client.schwab.com/secure/cc/accounts/balances\)](https://client.schwab.com/secure/cc/accounts/balances)

[Positions \(https://client.schwab.com/secure/cc/accounts/positions\)](https://client.schwab.com/secure/cc/accounts/positions)

[History \(https://client.schwab.com/secure/cc/accounts/historynew\)](https://client.schwab.com/secure/cc/accounts/historynew)

[Statements \(https://client.schwab.com/secure/cc/accounts/statementshistory\)](https://client.schwab.com/secure/cc/accounts/statementshistory)

[Transfers & Payments \(https://client.schwab.com/secure/cc/accounts/transfers_and_payment\)](https://client.schwab.com/secure/cc/accounts/transfers_and_payment)

Page last updated: 04:18 PM ET 04/30/2020 [Refresh](#) [Export](#) [Print](#)

Independent Investment Advisor*

CIBC PRIVATE WEALTH ADVRS, INC



Contact your advisor

Not affiliated with Schwab

Transactions From 01/01/2019 To 12/31/2019

Date	Action	Details	Symbol	Description*	Quantity	Price	Fees & Comm	Amount
01/16/2019 as of 01/15/2019	Cash Dividend		SWGXX	SCHWAB GOVT MONEY FUND	66.89			
01/15/2019	Buy	Trade Details	SWGXX	SCHWAB GOVT MONEY FUND	1,114.71	\$1.00		-\$1,114.71
01/14/2019	Cash Dividend		VCMX	VERSUS CAP MULTI MNGR REAL ESTATE INCM FD INST				\$1,114.71
01/02/2019	Buy	Trade Details	SWGXX	SCHWAB GOVT MONEY FUND	2,699.8	\$1.00		-\$2,699.80
Transactions Total								-\$2,699.80

*Transactions may include Bank Sweep deposit information. Bank Sweep deposits are held at the FDIC-insured depository institution(s) referenced on the Balances detail page, your account statements and disclosed in your account documents. SIPC does not cover balances held in the Bank Sweep feature.

[Accounts](https://client.schwab.com/secure/cc/accounts) [Trade](https://client.schwab.com/secure/cc/trade) [Research](https://client.schwab.com/secure/cc/research) [Products](https://client.schwab.com/secure/cc/products) [Specialty](https://client.schwab.com/secure/cc/guidance) [Service](https://client.schwab.com/secure/cc/service) [Summary](https://client.schwab.com/secure/cc/accounts/summary) [Balances](https://client.schwab.com/secure/cc/accounts/balances) [Positions](https://client.schwab.com/secure/cc/accounts/positions) [History](https://client.schwab.com/secure/cc/accounts/historynew) [Statements](https://client.schwab.com/secure/cc/accounts/statementshistory) [Transfers & Payments](https://client.schwab.com/secure/cc/accounts/transfers_and_payments_overview)

[↑ Back to Top](#)

Brokerage Products: Not FDIC Insured No Bank Guarantee May Lose Value

Charles Schwab & Co., Inc. and Charles Schwab Bank, SSB are separate but affiliated companies and subsidiaries of The Charles Schwab Corporation. Brokerage products are offered by Charles Schwab & Co., Inc. (Member SIPC (https://www.sipc.org)) ("Schwab"), Schwab Intelligent Portfolios® and Schwab Intelligent Portfolios Premium™ are made available through Charles Schwab & Co., Inc. ("Schwab"), a dually registered investment advisor and broker dealer. Portfolio management services are provided by Charles Schwab Investment Advisory, Inc. ("CSIA"), Schwab and CSIA are subsidiaries of The Charles Schwab Corporation. Deposit and lending products and services are offered by Charles Schwab Bank, SSB, Member FDIC and an Equal Housing Lender ("Schwab Bank").

Bank Sweep deposits are held at one or more FDIC-insured banks that are affiliated with Charles Schwab & Co., Inc. ("Affiliated Banks"). Funds deposited at Affiliated Banks are insured, in aggregate, up to \$250,000 per Affiliated Bank, per depositor, for each account ownership category, by the Federal Deposit Insurance Corporation (FDIC). Securities products and services (including unswept or intra-day cash, net credit or debit balances, and money market funds) offered by Charles Schwab & Co., Inc. (Member SIPC (https://www.sipc.org)) are not deposits or obligations of the Affiliated Banks, are subject to investment risk, are not FDIC insured, may lose value, and are not Affiliated Bank-guaranteed. Charles Schwab & Co., Inc. and the Affiliated Banks are separate entities and are all affiliates of The Charles Schwab Corporation.

© 2020 Charles Schwab & Co., Inc. All rights reserved. Member SIPC (https://www.sipc.org). Unauthorized access is prohibited. Usage will be monitored.

[Agreements](https://client.schwab.com/secure/cc/legal/compliance/agreements) [Privacy](https://client.schwab.com/secure/cc/legal/compliance/privacy) [USA Patriot Act](https://client.schwab.com/secure/cc/legal/compliance/usa_patriot_act.html) [SIPC](https://client.schwab.com/secure/cc/legal/compliance/sipc.html) [FDIC Insurance](https://client.schwab.com/secure/cc/legal/compliance/ftic_insurance.html) [Site Map](https://client.schwab.com/secure/cc/legal/compliance/site_map.html) [Consumer Complaint](https://client.schwab.com/secure/cc/legal/compliance/consumer-complaint-notice.html)

Quote [Show Indices Symbol Lookup](#) [DJIA \(https://client.schwab.com/secure/cc/gw/wsod?path=/retail/research/markets/chart/&symbol=\\$DJJI\)](https://client.schwab.com/secure/cc/gw/wsod?path=/retail/research/markets/chart/&symbol=$DJJI) 24,345.72 -288.14 (-1.17%)