

Selective Catalytic Oxidation of Hydrogen Sulfide

Viviane Schwartz, Xianxian Wu,
Andrew Kercher, Steven Overbury,
and Timothy Armstrong
Oak Ridge National Laboratory
May 25, 2005

FC26

Overview

Timeline

- Initiated in FY03
- Projected goal: Optimization, Scale up and Tech Transfer by FY07
- 50 % completed

Budget

- Project funding
 - 300 k in FY03
 - 350 k in FY04
 - 350 k in FY05

Barriers

- DOE Technical Barriers for Fuel Cell Components
 - K. Emissions and Environmental Issues
 - L. Hydrogen Purification/CO Clean-up

Partners

- Collaboration with National Energy Technology Laboratory - Process design, testing for sulfur removal from coal gas
- Discussions on implementation of technology with:
 - United Technologies, ConocoPhillips, and ChevronTexaco

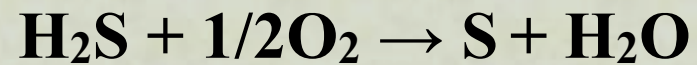
Objectives

Develop and optimize an oxidative process to reduce sulfur levels to the **parts per billion range in a H₂-rich gas stream using low-cost carbon-based catalysts to produce a low-sulfur fuel for use in fuel cells**


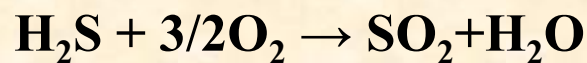
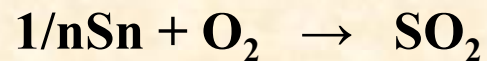
- **Identify and use activated carbon catalysts that show potential for complete conversion of H₂S without formation of undesired products.**
- **Investigate different activation protocols and carbon-based precursors that can lead to improved catalytic properties.**
- **Characterize the microstructures, surface properties, and impurity level of the catalysts and correlate to catalytic activity, selectivity, and durability.**
- **Perform catalytic studies of catalysts in H₂-rich and model reformat gas streams and investigate reaction mechanisms.**

Approach

- Develop activated carbon-based catalysts with improved activity and selectivity for selective oxidation of H_2S to elemental sulfur in H_2 -rich streams via:

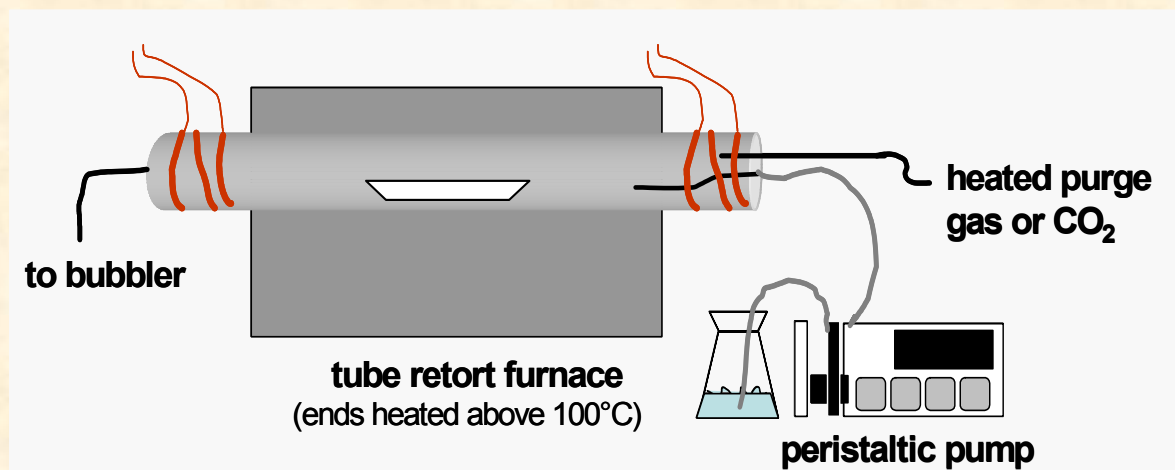


- Study of reaction mechanisms and operational conditions to minimize the formation of undesired products, that can be formed via:




Catalyst Developed and Tested

- ORNL catalysts
 - Carbon materials are physically activated with steam or CO₂
 - Different carbon precursors are used to vary the microstructure and purity
 - Thermal processing is varied to obtain different pore distributions



- Commercial activated carbon tested
 - Centaur (Calgon Carbon, bituminous coal-based, physical activation)
 - WV-B (Westvaco, wood-based, chemical activation)
 - VA-507 (PICA, coconut shell-based, physical activation)

Catalytic Testing and Performance of ORNL-made Carbon Materials

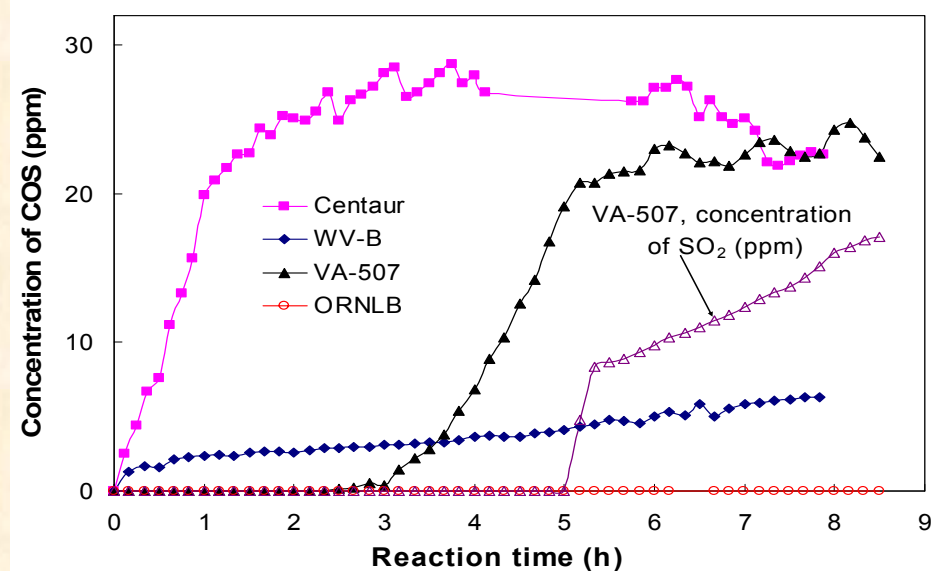
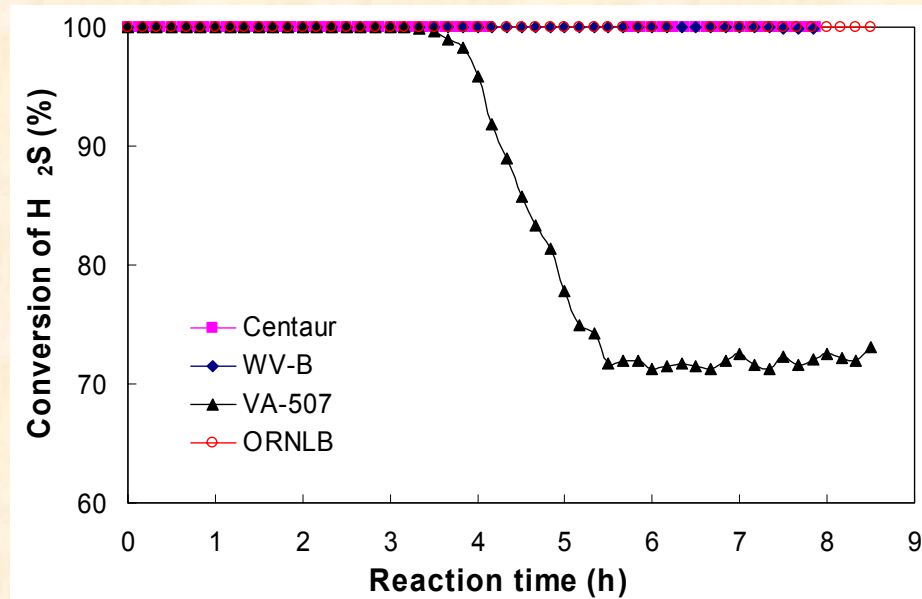


FTIR

GC

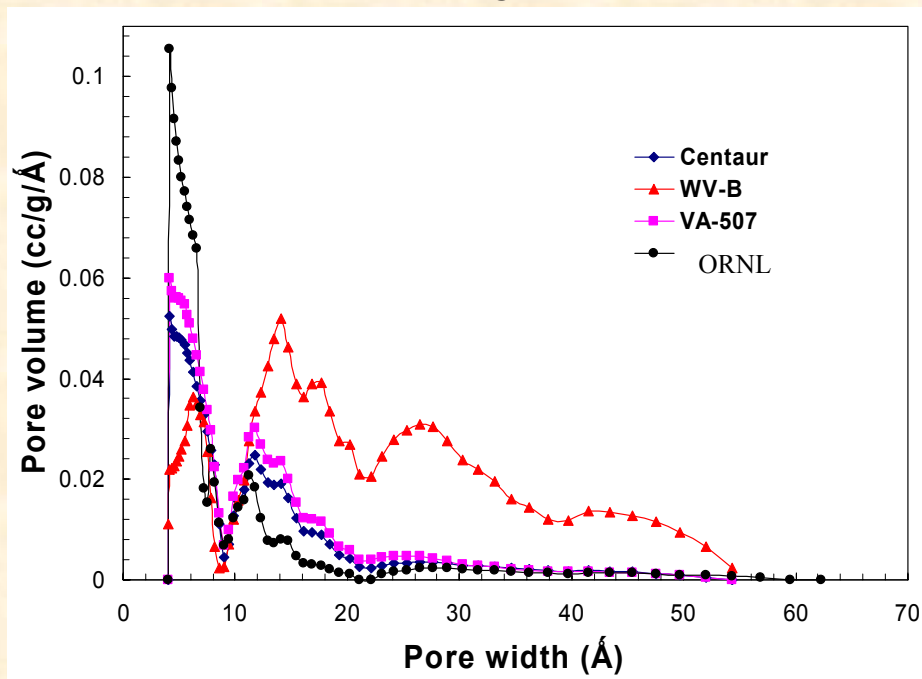
Reactor

ORNL synthesized catalysts achieved total conversion and excellent selectivity for H₂S - superior than commercial carbons

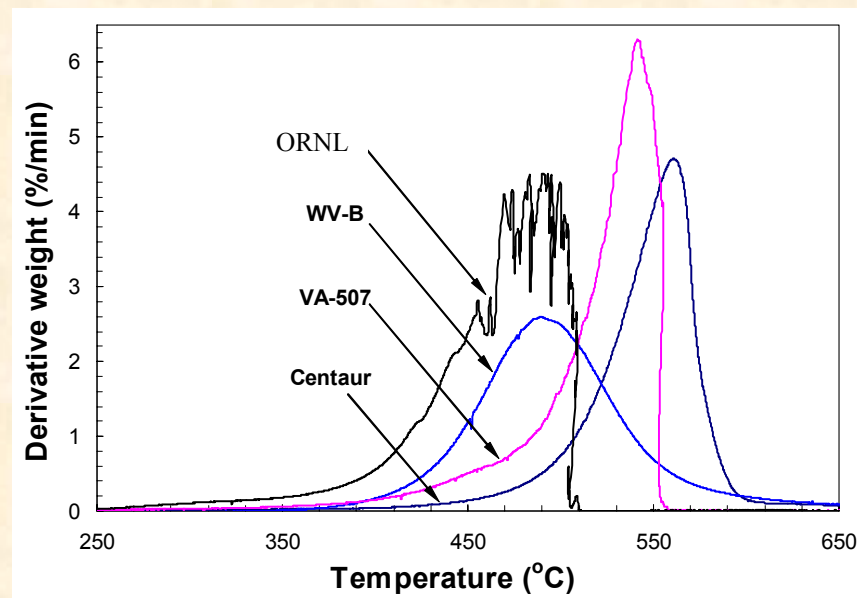


Characterization of Carbon Materials

Nitrogen isotherm: Surface area and pore size distribution analysis



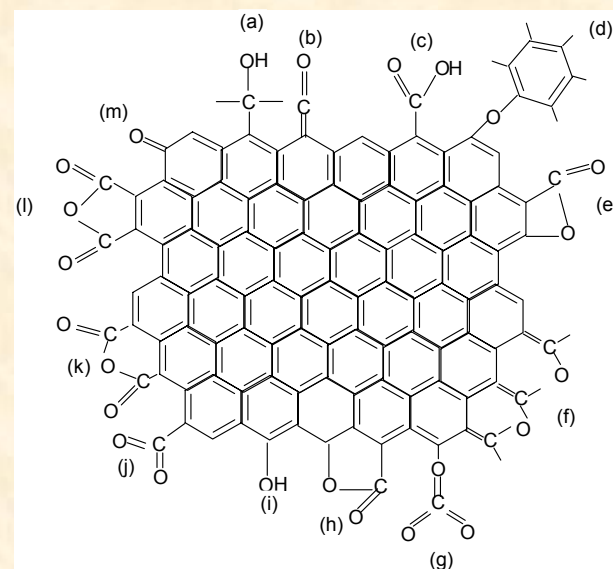
Thermal Analysis



Surface Functional Group Determination – titration methods

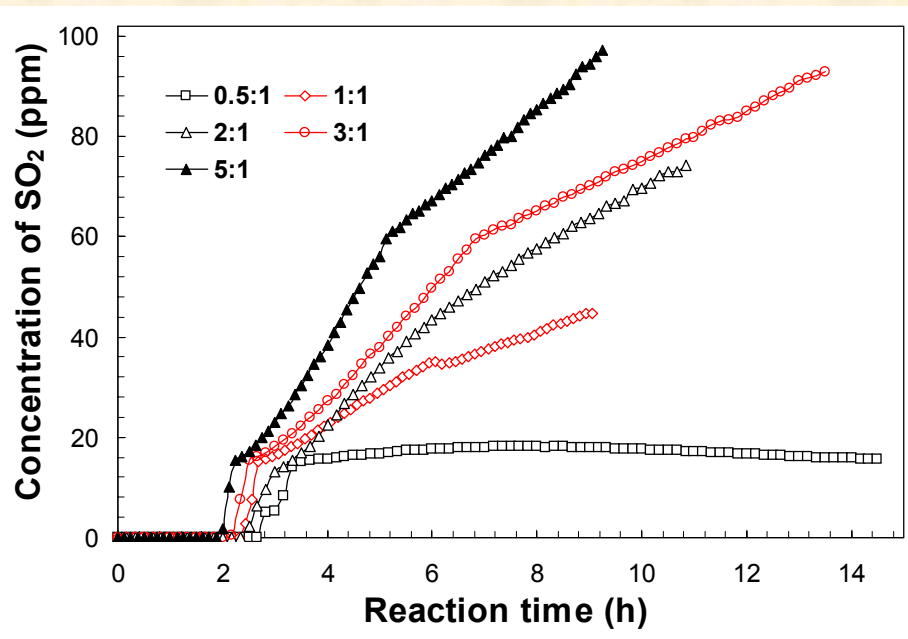
Elemental Analysis

Elements	Centaur	WV-B	VA-507	ORNL
Ash (wt%)	4.8	6.3	1.1	2.2
Aluminum (ppm)	589	148	116	399
Sodium (ppm)	7074	0.698%	495	<32
Potassium (ppm)	4834	27.7	0.325%	754
Iron (ppm)	577	4014	169	2183
Calcium (ppm)	765	-	630	0.19%
Phosphorus (ppm)	1568	1.52%	241	789
Magnesium (ppm)	3760	1154	426	562
Copper (ppm)	208	247	2255	1176
Lithium (ppm)	61	885	1012	252
Titanium (ppm)	2094	2064	231	20
Nickel (ppm)	343	242	109	80
Zinc (ppm)	31	310	32	<63
Vanadium (ppm)	297	51	11	4
Silicon (ppm)	1051	9710	1701	1935

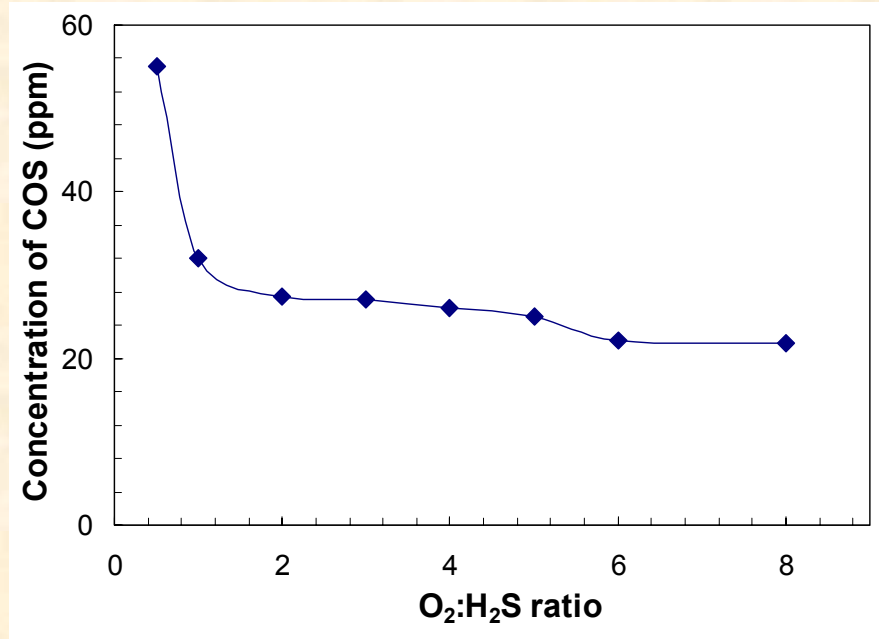


Formation of By-Products: Effect of $O_2:H_2S$ ratio

Centaur in H_2 at $150^\circ C$



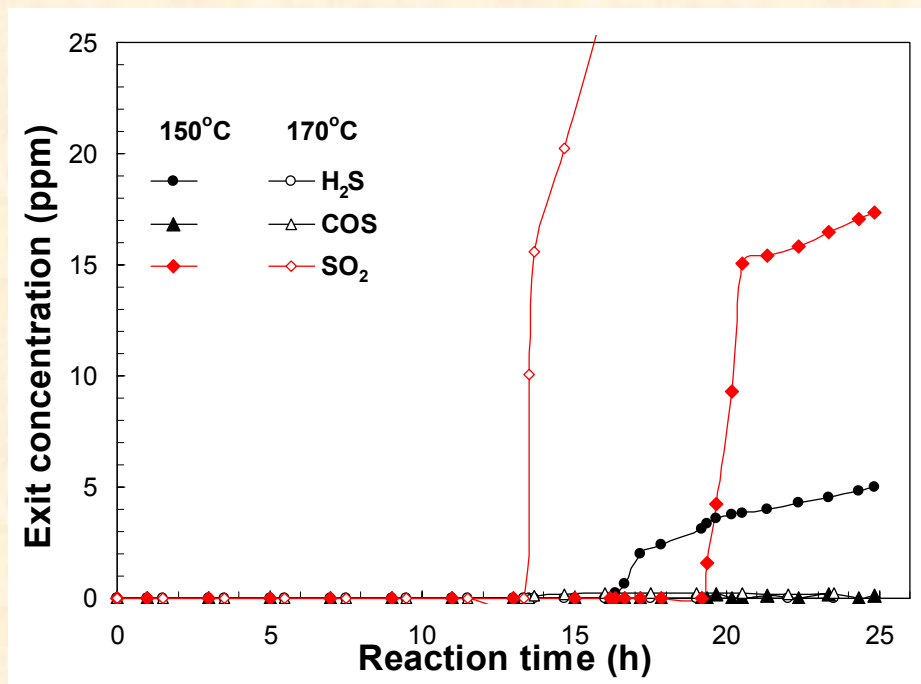
Centaur in reformat at $150^\circ C$



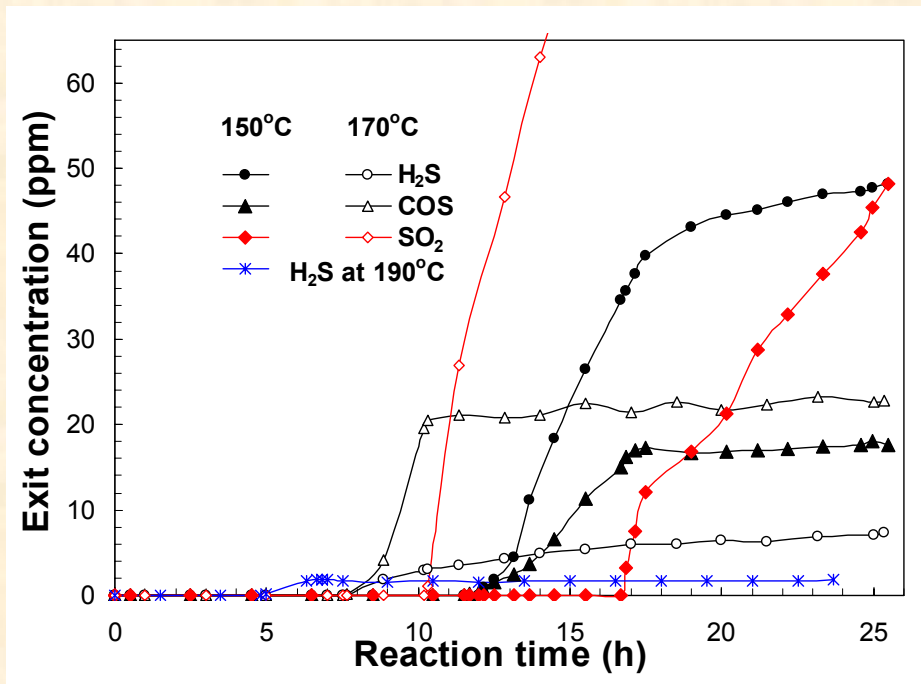
- Higher $O_2:H_2S$ ratio results in a higher emission of SO_2 , but does not affect the SO_2 breakthrough time too much
- Increase of ratio suppressed emission of COS but only had a slight effect when the ratio was higher than 2:1

Formation of By-Products: Effect of Temperature

1000 ppm of H₂S in H₂



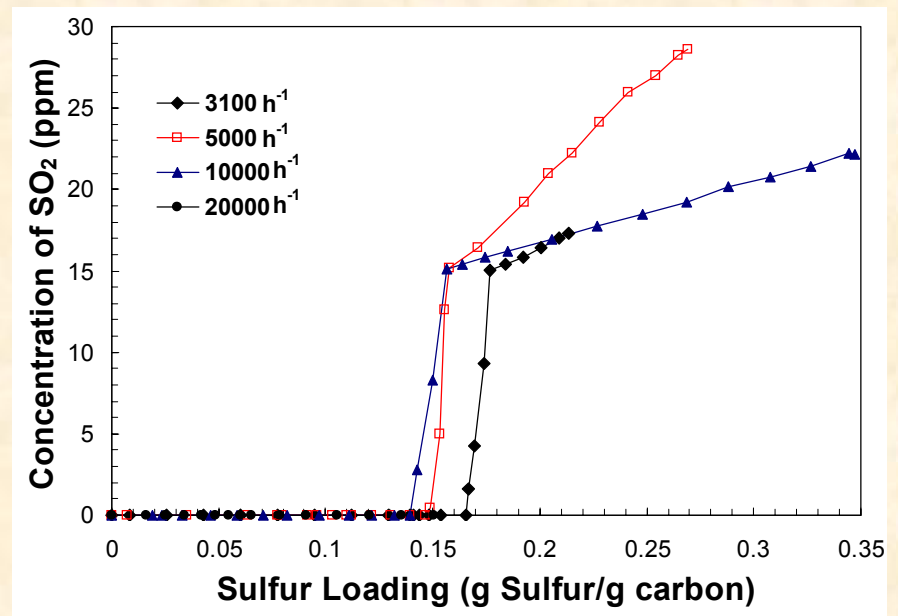
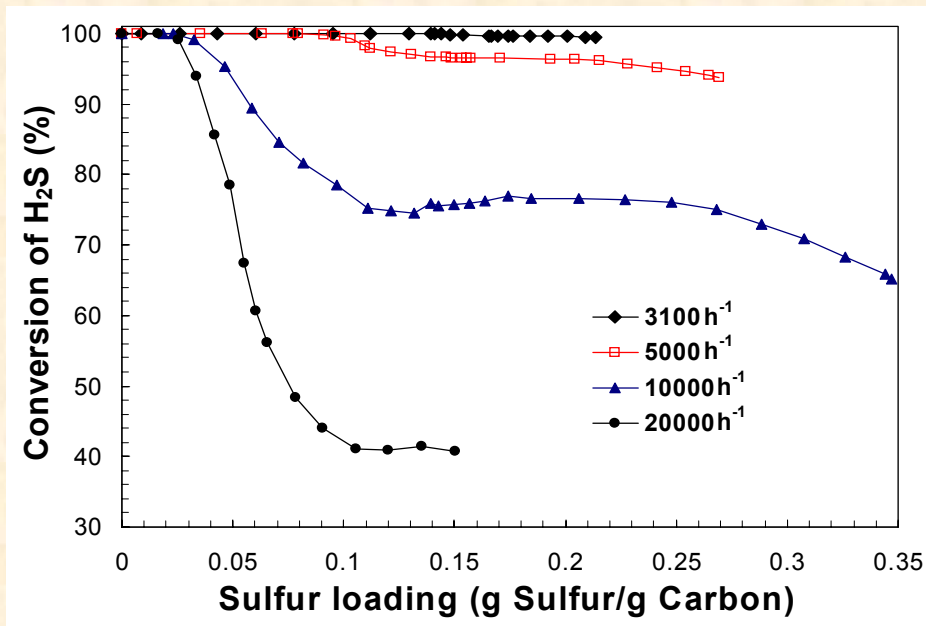
1000 ppm of H₂S in reformat



- Different trends were observed for the H₂S breakthrough time in case of reformat mixture or a dry H₂ stream.
- In both cases the increase of temperature resulted in a drop of selectivity.

Formation of By-Products: Effect of Space Velocity

Catalyst tested: ORNL-made



- Increase of GHSV decreased the conversion of H₂S, but did not affect the sulfur loading level at which SO₂ was detected
- Other approaches might involve changes in pressure and reactor dimensions

Formation of By-Products: Gas Composition and Reaction Mechanism

Approach: Using gas streams with variable composition

Reaction conditions

1000 ppm H₂S

O₂:H₂S=2:1

GHSV=3100 h⁻¹

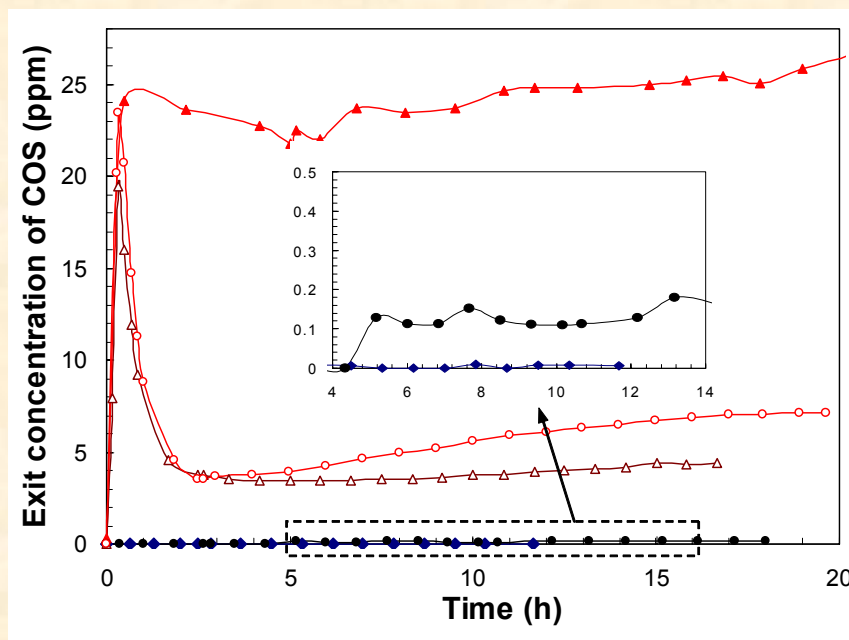
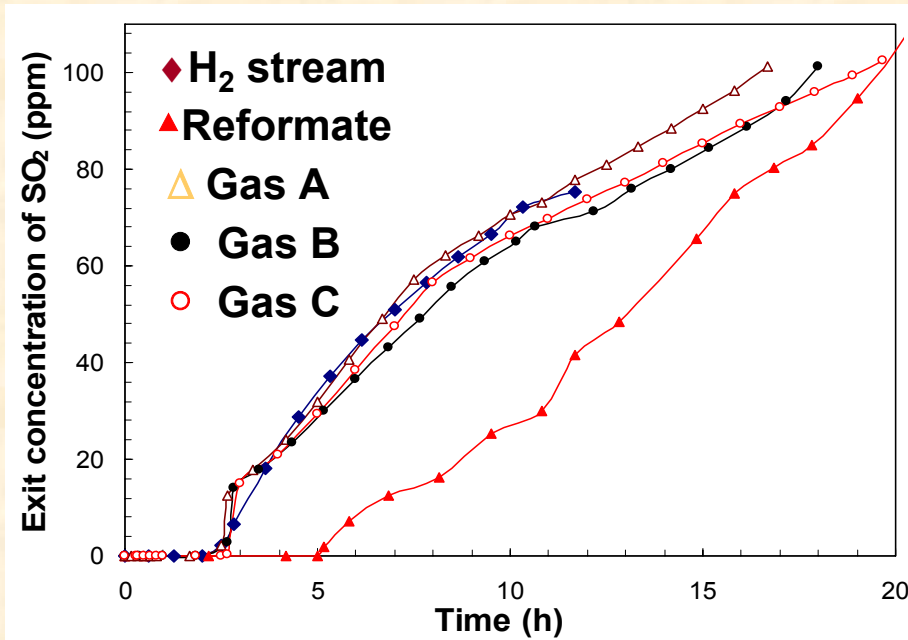
T=150°C

Gas compositions of the gas streams (vol%)

Gas stream	H ₂	H ₂ O	CO	CO ₂	CH ₄
H ₂	99	-	-	-	-
Reformate	50	23	15	9	2
Gas A	73	-	15	9	2
Gas B	80	-	-	16	3
Gas C	80	-	16	-	3

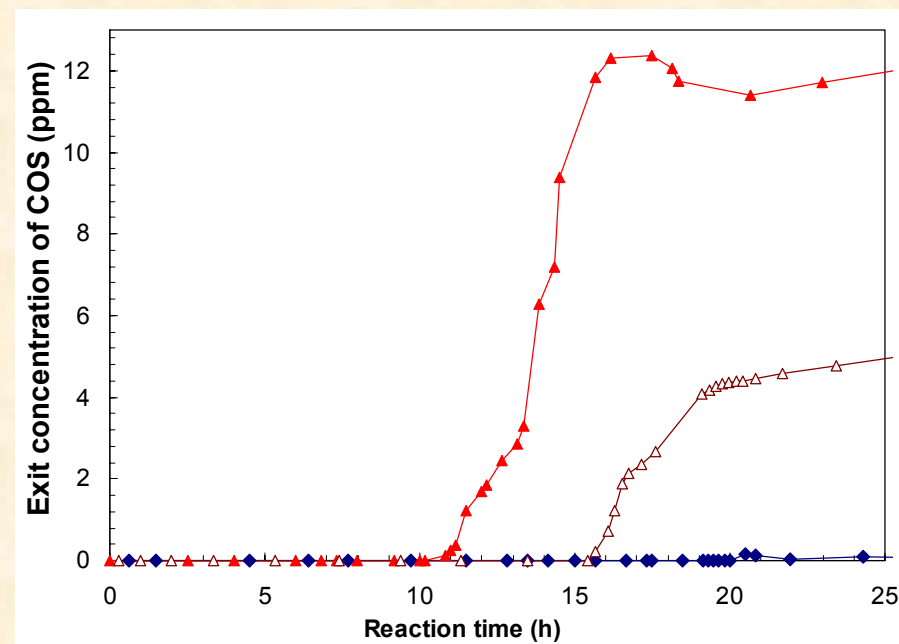
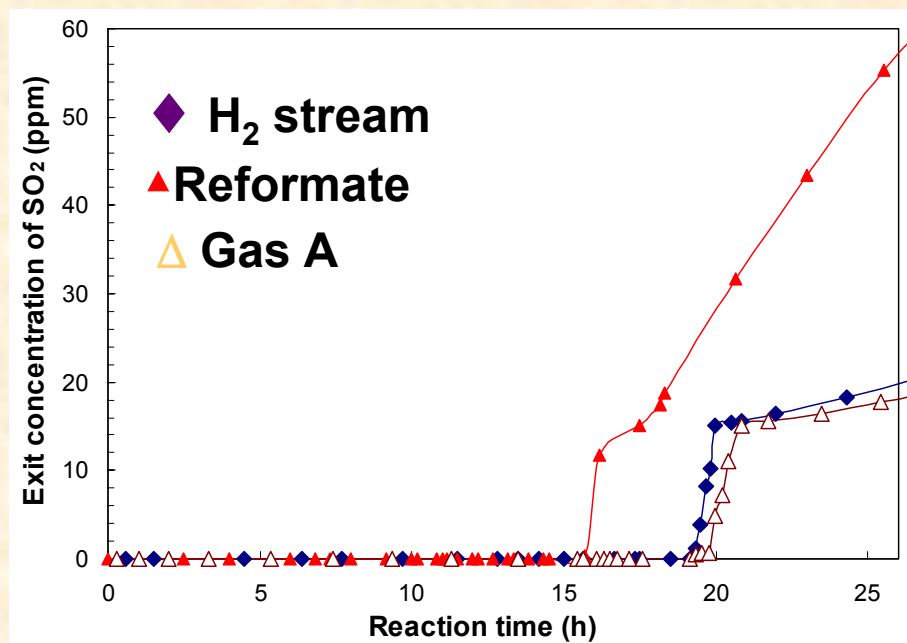
Dry

Formation of By-Products: Commercial Centaur Catalyst



- SO₂ emission was very similar in all dry gas streams, it was different in reformat
- COS emission detected immediately after the beginning of the test in case of CO-containing gas streams (reformat, gas A, and gas C)
- COS detection close to the detection limit (200 ppb) of COS for gas B (no CO in the mixture) after about 5 h and no COS detected for H₂ stream.

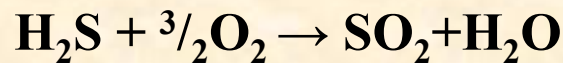
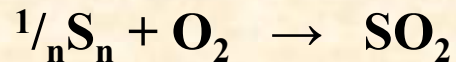

Formation of By-Products: ORNL-made Catalyst



- The emission of SO₂ and COS was higher and came out earlier in reformat than in other dry streams
- Occasional signals of COS in H₂ after certain time, and coincident with the appearance of SO₂

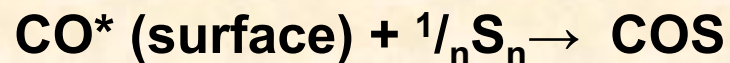
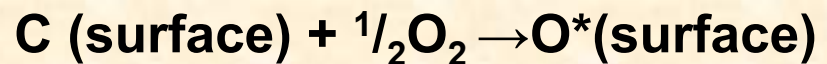

Formation of By-Products: Reaction Mechanisms

- Possible pathways for SO₂ formation:



- Probably the formation of SO₂ after a certain reaction time is related to sulfur build-up within the pores: importance of pore structure.

- Possible pathways for COS formation:



- Contributions from the inlet tubing and reactor
- Different pathways for CO-containing streams and others

Heating the inlet tubing of a blank reactor reveals formation of COS and SO₂

Responses to Previous Year Reviewers' Comments

- The authors should utilize GC-based analytical techniques shown to be very sensitive to sulfur (200 ppb is not good enough):
 - A GC with a flame photometric detector (FPD) that can separate all sulfur products and detect them down to 200 ppb was added to the FT-IR. Currently, a chemiluminescence analyzer that can go down to 5 ppb is being added.
- Comparison of selective oxidation of COS vs. H₂S could be important.
 - The lab-made catalyst was tested for COS removal and demonstrated a unique capability to partially oxidize COS as:
$$\text{COS} + 1/2\text{O}_2 \rightarrow \text{CO}_2 + 1/n\text{Sn}$$
- Reactions conditions are not relevant (high H₂S concentrations) and need to consider the implications of adding air to reformat
 - The tests were performed at low H₂S and high H₂S concentrations and the reason most of the tests utilize a higher concentration is to be able to obtain a quicker response. Conditions closer to a reforming process are being tested in collaboration with NETL.
 - Current studies utilize 2 stoichs of air. Studies are ongoing to reduce this to nearly stoichiometric levels.
- Most likely adsorption would be a better approach since the oxidation could lead to hydrogen oxidation
 - This is a selective oxidation process and we have verified that H₂ does not suffer oxidation. Adsorption processes have problems concerning regeneration.

Future Work

- **A systematic investigation of impurity type and content and how it relates with activity/selectivity.**
- **Evaluate the role of surface functional groups.**
- **Optimize synthesis process and relate with catalytic properties.**
 - ✓ **Design of catalysts:**
 - ✓ **Synthetic carbon catalysts to replace current organic based activated carbons.**
 - ✓ **Synthetic carbons with controlled structure, morphology, and impurity content.**
 - ✓ **Catalysts with mechanic properties suitable for industrial applications (supported carbons).**

Publications and Presentations

- 1 invention disclosure submitted
- Xianxian Wu, Andrew K. Kercher, Timothy R. Armstrong, Viviane Schwartz, and Steven H. Overbury, “Activated carbons for the selective catalytic oxidation of hydrogen sulfide to sulfur,” *Carbon*, 43, 1084 (2005).
- Xianxian Wu, Andrew K. Kercher, Viviane Schwartz, Steven H. Overbury, and Timothy R. Armstrong, “Activated Carbon as Catalyst for Removing Hydrogen Sulfide: On The Formation of By-Products”, oral presentation for the 2005 ACS meeting, San Diego, CA.
- Viviane Schwartz, Xianxian Wu, Andrew K. Kercher, Steven H. Overbury, and Timothy R. Armstrong, “Catalytic Properties of Activated Carbons for the Selective Oxidation of Hydrogen Sulfide”, poster presentation at the 19th North American Catalysis Meeting, Philadelphia, PA (2005)
- Xianxian Wu, Andrew K. Kercher, Nidia Gallego, Viviane Schwartz, Steven H. Overbury, and Timothy R. Armstrong, “Activated Carbons as Catalyst for Selective Partial Oxidation of Hydrogen Sulfide,” oral presentation at the 2004 International Carbon Conference, RI. (2004)
- Xianxian Wu, Andrew K. Kercher, Viviane Schwartz, Steven H. Overbury, and Timothy R. Armstrong “Removing hydrogen sulfide from hydrogen-rich gas streams by selective catalytic oxidation,” oral presentation at the 2004 ACS meeting, Philadelphia, PA. (2004)
- Viviane Schwartz, Xianxian Wu, Andrew Kercher, Steve Overbury, and Timothy Armstrong, ‘Sulfur removal in hydrogen-rich gas streams by selective oxidation of hydrogen sulfide using activated carbon catalysts’, poster presentation at the 2004 Fuel Cell Seminar, TX. (2004)

Hydrogen Safety

The most significant hydrogen hazard associated with this project is:

The use of a flammable hydrogen cylinder in the lab and flow reactor system.

Hydrogen Safety

Our approach to deal with this hazard is:

- ***Use regulators for flammable gases equipped with a spring case capture vent piped to the neighboring hood.***
- ***The system is grounded and bonded.***
- ***The system is pressured tested and checked for leaks.***
- ***The reactor system is placed in a hood.***
- ***Use of sprinkler protection system.***
- ***The hydrogen cylinder is soon going to be replaced by a hydrogen generator system that will eliminate the need of placement of hydrogen gas cylinder in the laboratory.***